

# Active English

Teacher's Resource Book

Class  
1



# Active English-1

## 1. Sound of Vowel 'A'

### Exercise

#### Comprehension

**I. Tick (✓) the correct option: (MCQs)**

1. (b) Rat      2. (c) Jar      3. (a) W

**II. Match the words to their vowel sounds:**

Van-Man,      Game-Name      Car-Jar      Bag-Tag  
Play-Day

**III. Look and write the first letter:**



BALL



CAP



BAT



CAR

## 2. Sound of Vowel 'E'

### Exercise

#### Comprehension

**I. Tick (✓) the correct option: (MCQs)**

1. (i) (a) Net      (ii) (b) Bee  
2. (b) Jet      3. (a) V,      V E S T

**II. Fill in the blanks:**

1. (c) eat,      2. (a) pen,      3. (c) tree      4. (b) six

## 3. Sound of Vowel 'I'

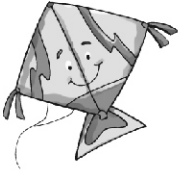
### Exercise

#### Comprehension

**I. Match the words to their vowel sounds:**

Hall	→	Mice
Cap	→	Ball
Bite	→	Lap
Ice	→	Jet
Net	→	See
Bee	→	Kite

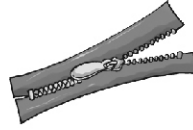
**II. Look and complete the words:**



KITE



BAT



ZIP



KEY

**III. Find the odd words and write:**

2. Car,

3. Ice

**4. Sound of Vowel 'O'**

**Exercise**

**Comprehension**

**I. Write the first letter:**



BALL



FACE



KITE

**II. Complete the words:**



CHILD



DOG



BALL



BEE



JAR



ZEBRA

## 5. Sound of Vowel 'U'

### Exercise

#### Comprehension

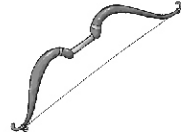
Write and read aloud the name:



HOUSE



SHIP




BOW



CAP



PEN



CART

## 6. Use of A and An

### Exercise

#### Comprehension

**I. Tick (✓) the correct word (a/an):**

- |        |           |          |
|--------|-----------|----------|
| an ant | an axe    | a cot    |
| a doll | an owl    | a flower |
| a boy  | an engine | a girl   |

**II. Write 'a' or 'an' before the words:**

- |           |         |             |
|-----------|---------|-------------|
| an orange | a cycle | an elephant |
| an animal | a ball  | an umbrella |
| a king    | a fox   | a school    |
| a bat     | a lamp  | a jug       |

**III. Write the answers:**

- |                  |                  |
|------------------|------------------|
| 1. It is a top.  | 2. It is an axe. |
| 3. It is an ant. | 4. It is an ox.  |

## 7. Use of This/That with Nouns & Adjectives

### Exercise

#### Comprehension

**I. Fill in 'This' or 'That' and read aloud:**

- |          |          |         |
|----------|----------|---------|
| 1. This, | 2. That, | 3. This |
|----------|----------|---------|

**II. Read and fill in the blanks:**

1. green,            2. yellow,            3. blue            4. red

**III. Answer the following questions:**

1. Yes, the tree is green.
2. No, the rose is red.
3. The car is blue.
4. The shirt is the yellow thing.
5. No, the cycle is brown.

**IV. Look at the pictures and write the colour:**



**BROWN**



**RED**



**YELLOW  
AND RED**



**BLUE, VIOLET,  
BROWN, GREEN**

**8. Counting**

**Exercise**

**Comprehension**

Write the number of objects in words:



**Eight**



**Four**



**Two**



**Five**



**Seven**



**Three**



**Six**



**One**

**9. Use of These/Those**

**Exercise**

**Comprehension**

**I. Fill in the blanks with These/Those and read the sentences aloud:**

1. These,            2. Those,            3. These,            4. Those

**II. Fill in the blanks with This is / That is / These are / Those are:**

1. This is,            2. These are,            3. That is            4. Those are

## 10. Actions and Use of 'I'

### Things To Remember

## 11. Command a Dog

### Exercise

#### Comprehension

##### I. Fill in the blanks:



I **eat** an apple



I **hit** a ball



The dog **barks**.



The dog **runs**.

## 12. Physical Exercise

### Things to Remember

## 13. Use of The

### Exercise

#### Comprehension

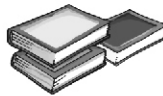
##### I. Look at the pictures and write 'a', 'an' or 'the' before their names:



**an** umbrella



**the** dolls



**the** books



**an** owl




**the** apples



**a** rat



**the** ants



**the** pencils

**II. Write the correct words a/an/the:**

- |           |          |           |              |
|-----------|----------|-----------|--------------|
| a box     | the cows | an ape    | the boys     |
| a cub     | a bag    | the cars  | an elephant  |
| an iron   | a girl   | the birds | an office    |
| the dolls | a book   | a cap     | the women    |
| the men   | an oxen  | a crow    | an orange    |
| a gun     | a table  | a pen     | the children |

**14. Opposite Words**

**Exercise**

**Comprehension**

**I. Read and fill in the blanks:**

- tall, big, thin, white
- girl, fat, kite, black, boy, tall, dog, big

**II. Write the opposite words for the following words:**

- |       |       |
|-------|-------|
| fat   | thin  |
| rich  | poor  |
| day   | night |
| small | big   |

**15. Use of He and She**

**Exercise**

**Comprehension**

**I. Write 'True' or 'False' against each statement:**

- False,
- False
- False
- True,
- True

**II. Fill in the blanks:**

- brother,
- She,
- girl
- has,
- cup

**III. Answer the following questions:**

- Jay has got a boll.
- Mayuri has a doll.
- Aaliya has got a book.
- Deven has a cup.

## 16. Use of They

### Exercise

#### Comprehension

**I. Answer the following questions:**

1. Mona and Sania have dolls.
2. The students have books.
3. The teachers have chalks and dusters
4. The children have biscuits.
5. The players have bats and balls.

**II. Write 'True' or 'False' against each statement:**

1. False,
2. True,
3. True,
4. True

**III. Fill in the blanks:**

1. Hardik and Virat,
2. Sania
3. Friends
4. teacher
5. Mr. Singh

## 17. Use of We

### Exercise

#### Comprehension

**I. Answer the following questions:**

1. The teachers have got books.
2. The carpenters have got tools.
3. The players have got rackets.
4. The jugglers have monkeys.
5. The friends have got scooters.

**II. Fill in the blanks:**

1. scooters,
2. are,
3. The players,
4. have,
5. tools.

**III. See the pictures and make words by putting the letters in the correct order.**



scooter



carpenter



teacher



player

## 18. Use of I

### Exercise

#### Comprehension

**I. Write 'True' or 'False' against each statement:**


1. False,
2. True,
3. False,
4. True,
5. True



**II. Answer the following questions:**

1. The fruitseller has got fruits
2. The policeman has a gun.
3. The clerk has got files.
4. The farmer has got a tractor.
5. The postman has letters.

**III. Complete the spellings of the following words:**



**19. Use of You**

**Exercise**

**Comprehension**


**I. Answer the following questions:**

1. The doctor is gentle.
2. The patient is sick.
3. The patient has medicines.
4. Sneha has a pen.
5. Shivam has books.

**II. Make five meaningful sentences by joining the parts under A and B**

A	B
1. Shivam has	(i) Pranav's pen
2. The patient is	(ii) gentle
3. The doctor is	(iii) sick
4. The patient has	(iv) Mayur's books
5. Sneha has	(v) medicines

**III. Complete the spellings of the following words:**



## 20. What I Do Daily ?

### Exercise

#### Comprehension

**I. Complete the answers:**

1. go, eight o' clock, 2. study, I, 3. tells me to sing, song,  
4. sing a song, 5. I play games.

**II. Match the columns to form correct sentences:**

I watch TV	→	early in the morning
I wake up	→	at eight o' clock
I go to school	→	games
I play	→	in the evening

## 21. Yes/No Type Questions

### Exercise

#### Comprehension

**I. Make words by arranging the letters in order:**

monkey	nurse
horse	lion
elephant	teacher
bear	camel

**II. Fill in the blanks:**

1. teacher?, 2. not, 3. elephant, 4. buffalo

**III. Answer the following questions in Yes/No:**

- No, this is not, No, this is not, Yes, this is a lion.

## 22. Virat's Routine

### Exercise

#### Comprehension

**I. Tick (✓) the correct option : (MCQs)**

1. (b) a walk, 2. (b) right hand, 3. (c) flowers

**II. Tick (✓) or cross (X) against each sentence:**

1. True, 2. False, 3. False, 4. True, 5. False

**III. Answer the following questions:**

1. It is Sunday today.  
2. Virat has a basket in his right hand and a cage in his left hand.  
3. The parrot is in the cage.  
4. Virat will put flowers in the basket.  
5. In the temple, Virat prays to God.

**IV. Arrange the letters in the correct order and make words:**

- there      basket      cage      school      temple

## Half-Yearly Test Paper

### (Based on Chapters 1 to 14)

**I. Tick (✓) the correct option: (MCQs)**

1. (b) white, 2. (b) an, 3. (c) tree, 4. (b) three, 5. (c) Jar,  
6. (b) yellow, 7. (c) eat, 8. (a) an

**II. Fill in the blanks:**

1. These are, 2. That is, 3. This is, 4. Those are

**III. Complete the spellings of the following words:**



KEY



KITE



BAT



BEE



JAR



ZEBRA

**IV. Write the opposite words for the following:**

black - **white**

rich - **poor**

tall - **short**

fat - **thin**

day - **night**

small - **big**

**V. Look at the pictures and fill in the blanks with a, an, or the:**

the ants

a pencil

a rat

an owl

## Annual Test Paper

**I. Tick (✓) the correct option: (MCQs)**

1. (c) The, 2. (a) pen, 3. (a) doctor 4. (b) right hand  
5. (b) six, 6. (a) biscuits, 7. (c) books, 8. (b) a walk

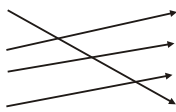
**II. Match the columns to form correct sentences:**

1. I watch TV

2. I wake up

3. I go to school

4. I play



(i) early in the morning

(ii) at eight o' clock






(iii) games

(iv) in the evening





**III. Write 'True' or 'False' against each statement:**

1. True, 2. True, 3. True, 4. False

**IV. Complete the spellings of the following words:**

				
apples	files	clerk	gun	farmer

**V. Look at the pictures and write the number of things in words:**

			
Two	Eight	Seven	Six