

3.

Common and Proper Nouns

A. Put the given common nouns in alphabetical order. One has been done for you.

- | | | | |
|------------|---------------|--------------|--------------|
| 1. coat, | 2. escalator, | 3. form, | 4. fort, |
| 5. frame | 6. grape, | 7. hunter, | 8. mountain, |
| 9. mouse, | 10. stamp, | 11. station, | 12. word, |
| 13. world, | 14. worm | | |

B. Write the given proper nouns in alphabetical order. One has been done for you.

- | | | | |
|-------------|------------------|----------------|------------------|
| 1. Armenia, | 2. Austria, | 3. Bangladesh, | 4. Brazil, |
| 5. China, | 6. Israel, | 7. Kazakhstan, | 8. Malta, |
| 9. Somalia, | 10. South Korea, | 11. Sudan, | 12. Vatican City |

4.

Singular and Plural Nouns

A. Give the plural form of the following. One has been done for you.

- | | | | |
|--------------|-------------|---------------|----------------|
| 1. Babies, | 2. Inches, | 3. Days, | 4. Sheep, |
| 5. Foxes, | 6. Glasses, | 7. Countries, | 8. Heroes, |
| 9. Children, | 10. Wives, | 11. Churches, | 12. Mosquitoes |
| 13. Toys, | 14. Bushes, | 15. Eyes, | 16. Houses, |
| 17. Rays, | 18. Women, | 19. Leaves, | 20. Watches |

B. Find the plurals of the given words in the word search :

F	E	E	T	S	Y	B	B	H	L	B
I	S	H	O	U	S	E	S	E	I	O
L	U	G	M	D	O	A	T	D	N	Y
O	N	E	A	R	N	N	O	S	E	S
C	S	C	T	E	G	S	O	H	S	T
K	I	L	O	S	S	W	L	I	P	S
S	T	O	E	S	T	E	S	P	E	S
M	A	C	S	E	M	A	N	S	A	T
C	A	K	E	S	S	P	E	A	S	A
M	I	S	E	V	O	I	C	E	S	R

C. Give the plural form of : Give the singular form of :

- | | |
|--------------|---------|
| 1. Countries | 1. Wolf |
| 2. Deer | 2. Year |
| 3. Teeth | 3. Leaf |
| 4. Feet | 4. Book |
| 5. Lice | 5. Bus |

- | | |
|------------|-------------|
| 6. Fish | 6. Sheep |
| 7. Classes | 7. Watchman |
| 8. Dresses | 8. Cherry |

D. Fill the plural forms of the nouns given in the brackets in the given sentences. One has been done for you.

1. loaves, 2. addresses, 3. feet, 4. roofs,
5. halves

E. Change the following sentences from singular to plural :

- The dogs were bitten by the mosquitoes.
- These are coconut trees.
- The boys were eating bananas.
- The wolves and the geese became fast friends.
- The nurses carried the girls in their arms.
- There were foxes in the forests.
- The ladies were wearing beautiful dresses.

5. Countable and Uncountable Nouns

Some sentences are given below. Write 'C' if the underlined nouns are 'Countable' and 'U' if the underlined nouns are 'Uncountable'.

One has been done for you.

- | | | | |
|----------|-----------|--------|--------|
| 1. C, U, | 2. U, U, | 3. U, | 4., C, |
| 5. C, | 6. C, | 7. C, | 8. C, |
| 9. U, | 10. U, U, | 11. C, | 12. C, |
| 13. C, | 14. U | | |

6.

Genders

A. Sort out the gender words from the given box and put them in the correct column. Some have been done for you.

Masculine gender	Feminine gender	Common gender
hero	niece	principal
king	hostess	lawyer
husband	witch	photographer
wizard	heiress	dancer
master	mare	doctor
boy	mother	astronaut
father	sister	driver
nephew	wife	model
bachelor	queen	infant
uncle	niece	baby
	hostess	cousin
	bride	
	madam	cook

B. Write 'F' for Feminine and 'M' for Masculine for the given words. Also, write their opposite gender :

- | | | | |
|----------------|---------------|---------------|-----------------|
| 1. M, Cow | 2. M, Woman | 3. M, Lioness | 4. F, Cock |
| 5. M, wife | 6. M, Mare | 7. M, Aunt | 8. M, Bitch |
| 9. M, Girl | 10. M, Queen | 11. M, Sister | 12. M, Daughter |
| 13. M, Heroine | 14. F, Nephew | | |

C. Underline the nouns used for male/female. Underline the correct gender :

- | | |
|----------------------|-----------------------|
| 1. hen, Feminine | 2. princess, Feminine |
| 3. Deepika, Feminine | 4. tigress, Feminine |
| 5. father, Masculine | |

7.

Compound Nouns

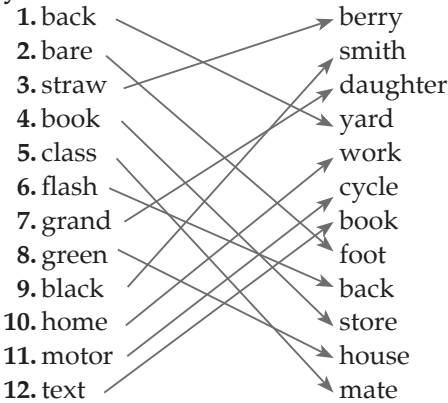
A. Name the things and form compounds nouns. One has been done for you.

Ear	+	ring	=	Earring
Rain	+	coat	=	Raincoat
Sun	+	flower	=	Sunflower
Tooth	+	brush	=	Toothbrush

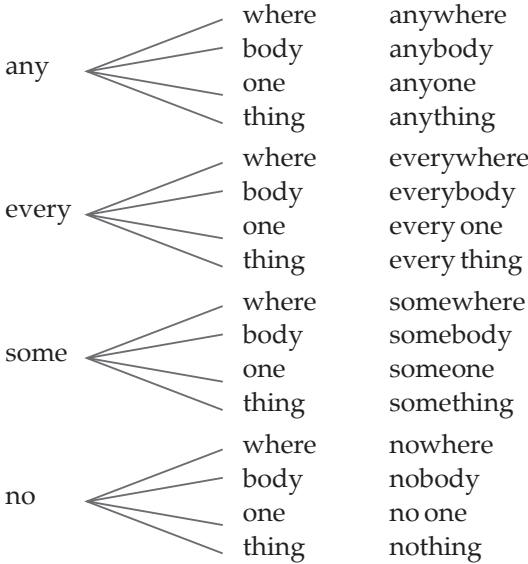
B. Add bed, rain or book to form a new word. One has been done for you.

Bed	+	time	=	Bedtime
Book	+	shelf	=	Bookshelf
Bed	+	sheet	=	Bedsheet
Rain	+	fall	=	Rainfall
Book	+	mark	=	Bookmark

C. Join the right pair to make new words. Two have been done for you.



D. Join the parts to make a compound noun. One for each has been done for you.



8. Collective Nouns

A. Underline the collective nouns in the following sentences. One has been done for you.

- | | |
|-----------------------|------------------------|
| 1. troop of dancers, | 2. library of books, |
| 3. pile of clothes, | 4. deck of cards, |
| 5. bunch of keys, | 6. box of crayons, |
| 7. colony of bees, | 8. gang of thieves, |
| 9. fleet of ships, | 10. brood of chickens, |
| 11. crowd of people, | 12. band of musicians, |
| 13. army of soldiers, | 14. pad of paper, |
| 15. choir of singers | |

B. Fill in the blanks with suitable collective nouns from the given box :

- | | | | |
|------------|------------|-------------|-------------|
| 1. bunch, | 2. string, | 3. swarm, | 4. flight, |
| 5. pack, | 6. chest, | 7. bouquet, | 8. flock, |
| 9. herd, | 10. range, | 11. school, | 12. litter, |
| 13. clump, | 14. team, | 15. pride | |

9.

Possessive Nouns

A. Identify and underline the possessive noun in each sentence. If the noun is singular, write 'S' in the blank. If it is plural, write 'P'. One has been done for you.

1. The scientists' assistants met Monday evening.

P

2. The captain's message came over the loudspeaker.

S

3. The nurse heated the baby's bottle.

S

4. The child's mother sat next to him.

S

5. The coach started the boys' race.

P

6. The students' uniforms were blue and white.

P

7. Rohan borrowed Ravi's ruler.

S

8. The ground crews' jobs are difficult in the stormy weather.

P

10.

Material Nouns

A. Underline the material nouns in the following sentences. One has been done for you.

1. sandstone,

2. silver,

3. iron and steel,

4. plastic,

5. gold,

6. iron,

7. Cotton,

8. silver,

9. calcium,

10. pollution,

11. carbon,

12. wooden,

13. milk,

14. beautiful,

15. diamond.

11.

Naming Words

- A. Given below is a list of naming words. Write them under correct headings :

S.No.	Common Nouns	Proper Nouns	Material Nouns
1.	Doctor	Saurav	Milk
2.	Brother	Rahul	Plastic
3.	Painter	America	Flour
4.	Cobbler	Siddharth	Cotton
5.	Carpenter	Mumbai	Wool
6.	Engineer	Nandini	Leather

INTRODUCTION TO PRONOUNS

12. Pronouns : He, Him, She, Her, It, I, Me, We, You, They and Them

- A. Fill in the blanks with correct pronouns. One has been done for you.
1. me, 2. She, 3. him, 4. They,
5. her, 6. I, 7. you, 8. He
- B. Use reflexive pronouns to complete the given sentences :
1. myself, 2. herself, 3. himself, 4. themselves,
5. themselves, 6. yourself, 7. himself, 8. herself
- C. Use interrogative pronouns to complete the given sentences :
1. Whose, 2. What, 3. Which, 4. Who,
5. What, 6. Which, 7. Who, 8. Whom
- D. Underline the pronouns which indicate possessiveness. One has been done for you.
1. my, 2. his, 3. its, 4. our,
5. her, 6. their
- E. Fill in the blanks with correct pronouns from the box. One has been done for you.
1. themselves, 2. ourselves, 3. itself, 4. herself,
5. himself
- F. Use pronouns to complete the sentences :
1. He, 2. He, him; 3. They, They, them;
4. them, them

- G. Rewrite the passage below using pronouns in place of the nouns in bold :

Aryan studies in class 3. He goes to school by bus. Today when he entered the class, his teacher asked him why he was late. He told the teacher that he missed the bus. The teacher told him that he should come to school on time and missing the bus is no excuse. He told the teacher that he was sorry.

13. Pronouns : This, That, These and Those

Fill in the blanks with the words given below :

- | | | | |
|-----------|-----------|----------|-----------|
| 1. That, | 2. This, | 3. That, | 4. These, |
| 5. Those, | 6. This, | 7. That, | 8. These, |
| 9. Those, | 10. Those | | |

INTRODUCTION TO ADJECTIVES

14. Describing Words

- A. Write a describing word about each picture. One has been done for you.

Tasty jam, Red carrot, Sweet grapes, Hot sun

- B. Add both the parts and write the adjectives. One has been done for you.

- | | | | |
|-----------|-------------|--------------|-----------|
| 1. windy, | 2. dimly, | 3. friendly, | 4. curly, |
| 5. dirty, | 6. brightly | | |

- C. Fill in the blanks with appropriate adjectives.

- | | | | |
|-----------|-----------|-----------|--------------|
| 1. cute, | 2. blue, | 3. sweet, | 4. obedient, |
| 5. tasty, | 6. clean, | 7. hot | |

- D. Circle the most suitable adjective in the brackets for each sentence. One has been done for you.

- | | | | |
|--------------|-----------|-------------|--------------|
| 1. rare, | 2. sharp, | 3. injured, | 4. pleasant, |
| 5. difficult | | | |

- E. Fill in the blanks after changing the nouns given in the brackets into an adjective. One has been done for you.

- | | | | |
|--------------|--------------|--------------|--------------|
| 1. thirsty, | 2. national, | 3. friendly, | 4. fearless, |
| 5. colourful | | | |

- F. Unjumble the letters given in the brackets to fill in the blanks. One has been done for you.

- | | | | |
|------------|-----------|-----------|----------|
| 1. silver, | 2. dark, | 3. white, | 4. gold, |
| 5. orange, | 6. violet | | |

G. Rewrite the sentences using the correct describing words in place of the underlined words. One has been done for you.

1. This man is very famous.
2. This book is full of interesting pictures.
3. The knife will not cut the fruit because it is blunt.
4. This sum is difficult.
5. Two carts could not pass because the road was narrow.
6. The teacher taught in a new way.
7. This table is small.

15. Types of Adjectives

A. Underline the adjective and write their types. One has been done for you.

- | | |
|--------------|-----------------------|
| 1. two | Adjective of Number |
| 2. enough | Adjective of Quantity |
| 3. much | Adjective of Quantity |
| 4. pretty | Adjective of Quality |
| 5. young | Adjective of Quality |
| 6. beautiful | Adjective of Quality |
| 7. many | Adjective of Quantity |
| 8. kind | Adjective of Quality |
| 9. few | Adjective of Number |
| 10. many | Adjective of Quantity |
| 11. two | Adjective of Number |
| 12. red | Adjective of Quality |

16. Degrees of Comparison

A. Complete the table by writing the comparative and superlative degrees :

Positive	Comparative	Superlative
1. thin	thinner than	the thinnest
2. wise	wiser than	the wisest
3. pretty	prettier than	the prettiest
4. young	younger than	the youngest
5. lucky	luckier than	the luckiest
6. smooth	smoother than	the smoothest
7. sweet	sweeter than	the sweetest

8. delicate	more delicate than	the most delicate
9. hot	hotter than	the hottest
10. small	smaller than	the smallest
11. hungry	hungrier than	the hungriest
12. happy	happier than	the happiest
13. fat	fatter than	the fattest
14. good	better than	the best
15. bad	worse than	the worst
16. merry	merrier than	the merriest
17. beautiful	more beautiful than	the most beautiful
18. dry	drier than	the driest
19. fine	finer than	the finest
20. interesting	more interesting than	the most interesting

B. Complete the sentences using the correct degree of comparison:

- | | | | |
|-------------|---------------------|-------------|------------------|
| 1. biggest, | 2. easier, | 3. better, | 4. tallest, |
| 5. heavy, | 6. wise, | 7. fastest, | 8. richest, |
| 9. best, | 10. most dangerous, | 11. least, | |
| 12. easy, | 13. taller, | 14. larger, | 15. intelligent, |
| 16. faster | | | |

17. Positions of Adjectives

A. Choose the correct order for the adjectives given below. One has been done for you.

1. (a) 2. (a) 3. (a) 4. (b) 5. (b) 6. (b) 7. (b) 8. (a) 9. (b) 10. (b)

B. Choose the correct order of adjectives in the following sentences.

- | | |
|--------------------------------|----------------------------------|
| 1. (a) cozy, red blazer | 2. (b) delicious, chocolate cake |
| 3. (a) beautiful, pink blanket | 4. (b) heavy, thick stick |
| 5. (a) two, brand new rings | 6. (b) small, shrub plant |
| 7. (a) velvety, pink petals | 8. (a) many, rowdy monkeys |

18. Possessive Adjectives

Fill in the blanks using possessive adjectives for the personal pronouns given in the brackets. One has been done for you.

- | | | | |
|-----------|-----------|------------|-----------|
| 1. her, | 2. his, | 3. My, | 4. her, |
| 5. my, | 6. their, | 7. your, | 8. her, |
| 9. their, | 10. your, | 11. her, | 12. my, |
| 13. your, | 14. his, | 15. their, | 16. their |

ARTICLES

19. Articles : 'A', 'An' and 'The'

A. Use 'a', 'an' or 'the' with the given words :

1. A, 2. The, 3. An, 4. The,
5. The, 6. The

B. Use 'a', 'an' or 'the' with the given words :

1. An, 2. The, 3. A, 4. A,
5. A, 6. An, 7. An, 8. A
9. An, 10. An, 11. The, 12. A,
13. An, 14. An

C. Fill in the blanks with 'a', 'an' or 'the' :

1. an, A; 2. an, 3. The, the, The, the;
4. the 5. The, the; 6. a, the; 7. The, the;
8. a, the, the

D. Choose ten words from this box that can be used with 'an' and write them in the blanks :

1. An omelette 2. An ear
3. An orange 4. An arm
5. An owl 6. An insect
7. An egg 8. An eel
9. An inkpot 10. An umbrella

INTRODUCTION TO VERB

20. Action Words

A. Colour the boxes which contain action words. One has been done for you.

two	door	five	eat	of	bite
skip	what	her	give	clime	talk
home	bed	might	see	sing	swim
the	meek	we	mat	blue	dance
now	read	hear	king	look	run
hop	feet	write	cry	time	push

B. Underline the action words. Two have been done for you :

I looked for God, in far off places,
I searched for Him, in seas of faces,
But after spending many years,

And shedding disappointing tears,
I looked within this heart of mine,
And he had been there all the time.

C. Circle the action words in each sentence below. One has been done for you.

- | | | | |
|--------------|--------------|-------------|----------|
| 1. grunts, | 2. watering, | 3. listens, | 4. buys, |
| 5. going, | 6. sing, | 7. leaks, | 8. hits, |
| 9. examines, | 10. reads | | |

21. Subject-Verb Agreement

A. Underline the right verb in each of the given sentences, so that each verb agrees with its subject. One has been done for you.

- | | | | |
|---------|-----------|--------------------|----------------|
| 1. is, | 2. is, | 3. plays, vibrate, | 4. have, |
| 5. are, | 6. makes, | 7. was, has, | 8. has, needs, |
| 9. was, | 10. has, | 11. were | |

B. Read the given sentences. Choose the correct verb that agrees with the subject. One has been done for you.

- | | | | |
|-----------|------------|-----------|----------|
| 1. growl, | 2. rolls, | 3. cooks, | 4. beep, |
| 5. wants, | 6. growls, | 7. roll, | 8. cook, |
| 9. beeps, | 10. want | | |

C. Rewrite the given sentences with correct form of verb. One has been done for you.

1. They sold all the things in the shop.
2. I had gone to school in the morning.
3. My bike ran into the curb.
4. Arun bought a pen from the market.
5. Uncle Rana caught my cold.
6. He threw the ball.
7. Raunaq came late from college last night.
8. Anushka wrote a letter to her friend.
9. Shyama told me a lie.
10. The entire family flew to Australia.

22. Contractions

Circle the contractions in each row and write the two words it is made up of. One has been done for you.

- | | | |
|------------|------|------|
| 1. Doesn't | Does | not |
| 2. Hasn't | Has | not |
| 3. We'll | We | will |

4. Won't	Will	not
5. Didn't	Did	not
6. He'll	He	will
7. I'll	I	will
8. Wouldn't	Would	not
9. Aren't	Are	not
10. They'll	They	will
11. You'll	You	will
12. Don't	Do	not
13. Couldn't	Could	not
14. Hadn't	Had	not
15. She'll	She	will

INTRODUCTION TO ADVERBS

23.

Adverbs

A. Fill in the blanks with adverbs from the given box. One has been done for you.

- | | | | |
|---------------|---------------|--------------|------------|
| 1. loudly, | 2. eagerly, | 3. friendly, | 4. neatly, |
| 5. carefully, | 6. yesterday, | 7. politely, | 8. early, |
| 9. loudly, | 10. early | | |

B. Circle the adverbs in the given sentences and underline the verbs to which they are added. One has been done for you.

- | | |
|------------------------|---------------------|
| 1. drove, dangerously; | 2. do, carefully; |
| 3. acted, wisely; | 4. played, happily; |
| 5. worked, silently; | 6. walked, quickly; |
| 7. solve, easily; | 8. spoke, politely |

C. Look at the underlined adverbs in the given sentences. Identify whether it tells you when, where or how. Write when, where or how on the line. One has been done for you.

- | | | | |
|----------|----------|-----------|---------|
| 1. When, | 2. When, | 3. Where, | 4. How, |
| 5. How, | 6. When, | 7. How, | 8. When |

24.

Kinds of Adverbs

A. Read the given sentences, underline the adverbs and state their kinds. One has been done for you.

- | | |
|-------------|------------------|
| 1. tomorrow | Adverb of time |
| 2. hard | Adverb of manner |
| 3. today | Adverb of time |

4. came	Adverb of manner
5. badly	Adverb of manner
6. last week	Adverb of place
7. gracefully	Adverb of manner
8. hold	Adverb of manner
9. here	Adverb of place
10. quickly	Adverb of manner
11. well	Adverb of manner
12. Tomorrow	Adverb of time
13. quickly	Adverb of manner
14. pulled out	Adverb of manner
15. go	Adverb of manner

INTRODUCTION TO PREPOSITIONS

25. Prepositions

- A. Fill in the blanks with suitable prepositions from the given box:**
 1. against, 2. to, 3. from, 4. on, across,
 5. into
- B. Fill in the opposite of the underlined words to complete each sentence. Use the words given in the box :**
 1. over, 2. off, 3. after, 4. above,
 5. outside, 6. outside, 7. behind
- C. Fill in the blanks with correct prepositions given in the brackets. One has been done for you.**
 1. behind, 2. at, 3. on, 4. from,
 5. above, 6. at, 7. up, 8. across,
 9. over, 10. into

26. Kinds of Prepositions

- A. Fill in the blanks with correct prepositions of time :**
 1. in, 2. for, 3. on, 4. after,
 5. at, on, 6. at, 7. in
- B. Fill in the blanks with correct prepositions of place :**
 1. on, 2. at, 3. at, 4. here,
 5. at, 6. in, 7. outside
- C. Fill in the blanks with correct prepositions of time or place :**
 1. on, 2. in, 3. on, 4. under,
 5. at, 6. in, 7. in, 8. across,
 9. at, 10. in

D. Complete the given sentences using correct prepositions :

- | | | | |
|----------|--------|------------|--------|
| 1. in, | 2. on, | 3. in, | 4. on, |
| 5. with, | 6. to, | 7. behind, | 8. on, |
| 9. to, | 10. at | | |

E. Fill in the blanks using correct preposition from the given list :

along, at, of, at, under, at, on, on, off, along

INTRODUCTION TO CONJUNCTIONS

27.

Conjunctions

A. Fill in the blanks with suitable conjunctions. One has been done for you.

- | | | | |
|-------------|-----------|-----------|--------------|
| 1. or, | 2. and, | 3. while, | 4. but, |
| 5. if, | 6. until, | 7. so, | 8. because, |
| 9. if, | 10. that, | 11. and, | 12. but, |
| 13. though, | 14. and, | 15. When, | 16. because, |
| 17. so, | 18. when | | |

B. Fill in the blanks with conjunctions :

- | | | | |
|---------|---------|-------------|---------|
| 1. and, | 2. but, | 3. so, | 4. but, |
| 5. or, | 6. or, | 7. because, | 8. but, |
| 9. and, | 10. but | | |

C. Use conjunctions to join the two sentences :

1. Navya was absent because she was ill.
2. Lemon is sour but sugar is sweet.
3. Shivam was hurt but he did not cry.
4. Look both ways and cross the road.
5. I brush my teeth because I am going to bed.

D. Join the given pairs of sentences using conjunctions in the brackets. One has been done for you.

1. I shall sit still and listen to her song.
2. Keshav is a good and kind boy.
3. Though he is poor, he is happy.
4. Though I ran fast, I missed the train.
5. We honour her because she is a brave woman.
6. He is intelligent but idle.
7. That boy is thin but his brother is fat.
8. Work hard or you will not pass.
9. We waited till the train arrived.
10. Walk fast or you will miss the train.

28. Introduction to Sentences

Read the following statements. Write whether each of the following is a 'Sentence' or 'Not a sentence' :

- | | |
|--------------------|--------------------|
| 1. Sentence, | 2. Not a sentence, |
| 3. Sentence, | 4. Not a sentence, |
| 5. Not a sentence, | 6. Not a sentence, |
| 7. Sentence, | 8. Not a sentence, |
| 9. Not a sentence, | 10. Sentence |

29. Interrogative Sentences

A. Read the given sentences and tick the ones that are interrogative:

- | | | | |
|------|-------|-------|-------|
| 1. 3 | 2. 7 | 3. 3 | 4. 7 |
| 5. 3 | 6. 3 | 7. 7 | 8. 7 |
| 9. 3 | 10. 3 | 11. 3 | 12. 3 |

B. Change the following statements into questions :

1. Is that doll very pretty?
2. Is Thursday the fifth day of the week?
3. Is he reading a book?
4. Is Raunaq unwell?
5. Did the tailor bird make a nest in the balcony?

C. Change the following questions into orders :

1. Finish your homework.
2. Shut the door.
3. Get me a cup of coffee.
4. Be quiet.
5. Eat your breakfast.
6. Talk softly.

30. Negative Sentences

Change the given sentences into negative sentences :

1. He does not like going to parties.
2. He does not like his job.
3. Mother will not cook food.
4. My grandmother's health is not good.
5. They will not win the match.
6. I do not like going to a picnic.

7. The police did not catch the thieves.
8. You are not going to the market.

31.

Jumbled Sentences

Unjumble the given words to form sentences. One has been done for you.

1. I finished my homework in time.
2. The kids are jumping on the trampoline.
3. I like our new English teacher.
4. The stories written by Roald Dahl are very interesting.
5. Jai is a good basketball player.
6. Meet my friend Raunaq.
7. Reading is my favourite hobby.
8. My parents are going to my grandparents' house.

32.

Punctuation

- A. New Delhi Akshardham, Susan, Sunday**
- B. Punctuate the given sentences with correct punctuation marks and capital letters. One has been done for you.**
1. Do you think we should go to the party?
 2. Rashi had an extra ice cream.
 3. Have a good day, Pranav.
 4. Help! I am drowning.
- C. The student who wrote the given sentences forgot to observe two important rules. Now rewrite these sentences, putting in capital letters and full stops :**
1. Sunday is the first day of the week.
 2. Mr. Singh has bought a new car.
 3. My garden is full of flowers.
 4. Hardik will come here tomorrow.
 5. My uncle is an engineer.
 6. Ria and Manya are dancing in the park.
 7. I am eight years old today.
 8. August has thirty one days.
- D. Put commas, question marks, capital letters or full stops and rewrite the sentences :**
1. The Red Fort, Qutub Minar and India Gate are in Delhi.
 2. Ram, Laxman and Sita were exiled for fourteen years.
 3. Yellow, red and blue are primary colours.

4. Saina has not completed her homework.
5. What is the colour of your bike?
6. Republic Day is celebrated on 26th January.
7. No, India won't lose this match.
8. Wednesday comes between Tuesday and Thursday.
9. Ritu, Meenu, Anjali and Vrinda were absent on Thursday.
10. January, February and March are the first three months of the year.

33.

Interjections

Fill in the blanks using correct interjections :

- | | | | |
|-----------|------------|-----------|-------------|
| 1. Wow!, | 2. Bravo!, | 3. Ouch!, | 4. Hurray!, |
| 5. Yeah!, | 6. Wow!, | 7. Oh!, | 8. Wow!, |
| 9. Oh!, | 10. Wow! | | |

34.

Question Tags

Add a question tag to each of the following sentences. One has been done for you.

- | | | | |
|-----------------|------------------|-----------------|------------------|
| 1. doesn't she, | 2. isn't he, | 3. does she, | 4. didn't she, |
| 5. do I, | 6. doesn't she, | 7. wasn't it, | 8. aren't there, |
| 9. did you, | 10. doesn't she, | 11. don't they, | 12. aren't you |

35.

Subject and Predicate

A. Read the given sentences and tell whether the underlined part is 'Subject' or 'Predicate'. Two have been done for you.

- | | | | |
|---------------|---------------|---------------|---------------|
| 1. Subject, | 2. Predicate, | 3. Subject, | 4. Subject, |
| 5. Predicate, | 6. Predicate, | 7. Predicate, | 8. Predicate, |
| 9. Subject, | 10. Subject | | |

INTRODUCTION TO TENSES

36.

Simple Present Tense

A. Fill in the blanks with correct forms of Simple Present Tense. One has been done for you.

- | | | |
|---------------------|----------------|----------|
| 1. crawls, gallops; | 2. is, causes; | 3. cost, |
| 4. mews, | 5. shines | 6. has, |

B. Fill in the blanks. One has been done for you.

- | | | | |
|--------|--------|---------|--------|
| 1. am, | 2. is, | 3. are, | 4. is, |
|--------|--------|---------|--------|

5. is, 6. is, 7. are, 8. am,
9. are, 10. are, 11. are, 12. am

37. Simple Past Tense

Fill in the correct forms of Simple Past Tense of the words from the given brackets. One has been done for you.

1. dialled, 2. left, 3. changed, 4. tried,
5. could not, was

38. Present Continuous Tense

A. Fill in the blanks with the correct form of Present Continuous Tense.

1. am trying; 2. is cooking, 3. are doing, 4. is writing,
5. are going

B. Use the correct forms of verbs from the given brackets and fill in the blanks. One has been done for you.

1. are frying, 2. knows, 3. gets, 4. are having,
5. is teaching

39. Past Continuous Tense

A. Fill in the blanks with Past Continuous Tense. One has been done for you.

1. was tapping, 2. was running, 3. was writing,
4. was, dressing, 5. was ringing, 6. were we eating,
7. were playing, 8. was calling

B. Complete the story using *was* or *were* :

was, was, was, was, was,
were, were, was, was

C. Complete the sentences using *is*, *am* or *are* :

1. are, 2. is, 3. are, 4. is,
5. am

40. Present Tense to Past Tense

A. Rewrite the given sentences after changing their tense from Present to Past. One has been done for you.

1. Cool wind was blowing.
2. I knew everything about my friends.
3. She kept her school bag in the cupboard.

4. Rohan drank eight glasses of water everyday.
5. Amit was standing out of the class.
6. All girls liked to dress up.
7. My mother baked delicious cakes.
8. The kite was flying in the air.

41.

Comprehension-I

A. Read the given poem and answer the following questions :

1. The twinkling star peeps when the poet is in his bed.
2. The twinkling star stays in the sky all night.
3. When the child doesn't see the star at day break, he gives the reason that may be the star has gone to peep at other boys and girls in lands across the sea.

B. Now pick out the following from the poem :

- | | |
|--------------|--------|
| 1. twinkling | peep |
| 2. bed | star |
| 3. at | across |

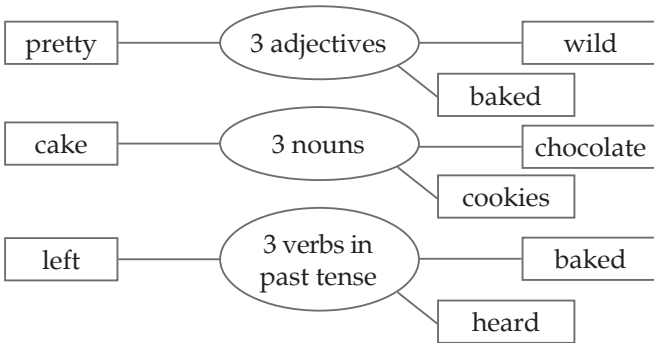
42.

Comprehension-II

A. Read the passage and answer the questions :

1. Little Red Riding Hood was going to her grandma's little cottage.
2. Her grandmother lived in a little cottage in the woods.
3. Little Red Riding Hood was wearing a red cap, red and white socks and red shoes.
4. In her basket, Little Red Riding Hood was carrying a freshly baked cake.

B. Pick out from the passage :



43.

Comprehension-III

A. Circle the correct option.

1. (b) purposely stunted

B. Answer the following :

1. Bonsai trees are made beautiful by bending their trunk and branches.

2. Trees best suited for Bonsai arrangement are cedars, junipers, pines, bamboo, maple, cherry and plum.

C. Give one word from the passage which means the following :

1. Hobby,

2. Dwarf

44.

Picture Composition I

What do you think is happening in the picture?

Write in detail by putting yourself in the place of the boy/girl in the picture :

I am sitting on the carpet and playing with a ball. A pair of slippers and a cricket bat are also lying on the carpet. The slippers do not belong to me but to my mother. She and my brother Dhruv are putting our clothes in the suitcase as tomorrow, we all are going to our grandparents' home in Chandigarh. Dhruv is helping mother as he is two years elder to me. Mother has kept two frocks and four t-shirts for me. I love wearing t-shirts.

45.

Picture Composition II

Look at the given picture below. Write a paragraph using the present continuous tense and describe what each one is doing in the picture. Begin each sentence with the given words :

On the veranda : Grandfather, He

is having a cup of hot tea. He is also eating some snacks. He is enjoying the morning air. He is also keeping an eye on Raunaq and Kavya. After they stop flying kites, they all will be going to the multiplex to watch a movie.

In the field, two boys are playing football while one boy is behind and coming to snatch the ball. Kavya is flying the kite while her brother is waiting for his turn.

- A. Write a paragraph about all your favourite things and why are these your favourites. You may even write it in the form of a poem. You can try to use rhyming words at the end of each line:**

My most favourite is a puppy because it is cute and lovable.

Another favourite is cricket because it has all my favourite players.

I love my mother because she is the best person.

I love my family because its the only one I have.

My favourite is *chhole bhature* because I love its taste.

- B. Remember the saying : “Try, try and you will succeed.”**

Try to remember the time when this saying came true in your life or in your friend/family member’s life. Write about the incident in one or two paragraphs in your notebook.

One of my friends failed in his class exam. He became very demoralised. His family was very worried and sad. When I met him, I told him the old saying, “Try, try and you will succeed.” My friend believed in it and wanted to give it a try.

He began to work hard. He revised his course 2-3 times. When the final exams came, he was confident and all prepared. He gave them with full confidence. When the results came out, my friend had come first in the class.