

Wizard English Grammar-1

1. Alphabets

Learn with Fun : Do it yourself

Activity

- | | | |
|-------------------|--------------------|---------------|
| 1. Lovely, Gupta; | 2. The ; | 3. I ; |
| 4. We, Delhi ; | 5. Raju, Ramayana; | 6. It, Sunday |

Activity

Small letters : g, m, t, a, n, c

Practice Time

- | | | | |
|---------|----------|-------------|-----------------------------------|
| 1. the | 2. joy | 3. saturday | 4. i |
| 5. aman | 6. jolly | 7. i, bible | 8. rohan <input type="checkbox"/> |

2. Alphabetical Order

Learn with Fun : Do it yourself

Activity

Names of Persons : Isha, Manu, Ravi, Yash

Names of Places : Delhi, Kerala, Mumbai, Pune

Names of Animals : Cat, Dog, Pig, Tiger

Names of things : Box, Chocolate, Pen, Toffee

Activity

Mona

Mukul

Nitin (3)

Practice Time

- | | | | |
|-------------|--------------|------------|-----------|
| 2. Bag | 3. Lunch box | 4. Paper | 1. Pen |
| 2. Apple | 1. Grapes | 3. Orange | 4. Papaya |
| 4. Kangaroo | 2. Ox | 3. Peacock | 1. Tiger |

Test of Previous Two chapters

- | | |
|-------------------------------|------------------------------------|
| 1. 1. Abhishek is a good boy. | 2. I have two toffees. |
| 3. We should brush our teeth. | 4. My mother is reading the Bible. |
| 5. Diwali is on Monday. | 6. Chanchal is going to Shimla. |

- | | | |
|-------------|-----------|------------|
| 2. 1. Apple | 2. Banana | 3. Grapes |
| 4. Guava | 5. Mango | 6. Orange. |

3. Vowels and Consonants

Learn with fun : Do it yourself

Activity

- | | |
|-------------|-------------|
| 1. (Apple) | (Ice-cream) |
| 2. (Eraser) | (Umbrella) |

Activity

- | | | |
|-------|--------|---------|
| (Pen) | (Tree) | (House) |
|-------|--------|---------|

Practice Time

- | | | |
|----------------------|------------------|------------------|
| 1. Vowel (✓) | 2. Consonant (✓) | 3. Vowel (✓) |
| 4. Consonant (✓) | 5. Vowel (✓) | |
| 1. C (O) M B | 2. G (I) F T | 3. S H (O) (E) S |
| 4. C (A) M (E) R (A) | 5. F (I) S H | 6. S (O) F (A) □ |

4. Noun

Learn with Fun

- | | |
|---------------|---------------------|
| 1. Alia Gupta | 2. Papers |
| 3. Mouse | 4. Gateway of India |

Activity

- | | | | |
|--------------------------------|----------------|---------------|--------------------|
| 1. <u>Ballons</u> | 2. <u>Diya</u> | 3. <u>dog</u> | 4. <u>Red fort</u> |
| Name of the person : Tanya. | | | |
| Name of the place : Taj Mahal. | | | |
| Name of the animal : Mouse. | | | |
| Name of the thing : Chocolate. | | | |

Practice Time

- | | | |
|----------|------------------|-------------|
| 1. (Anu) | 2. (tiger) | 3. (India) |
| 4. (bag) | 5. (paint brush) | 6. (Camera) |

Test of previous two chapters

- | | | | |
|-------------------|------|------|------|
| 1. C | 2. V | 3. C | 4. V |
| 5. V | 6. C | 7. V | 8. C |
| 2. Do it yourself | | | |



5. Common Noun and Proper Noun

Learn with Fun : Common Noun : Doctor, House Proper Noun : Do it yourself.

Activity

- | | | | |
|------------|-------------|-----------|-----------|
| 1. Giraffe | 2. Hand bag | 3. Doctor | 4. Temple |
|------------|-------------|-----------|-----------|

Activity

- | | | |
|--------|--------|--------|
| 1. (✓) | 3. (✓) | 4. (✓) |
|--------|--------|--------|

Practice Time

Common Nouns

1. Dentist
2. Chips
3. Dog
4. Country
5. Temple
6. Chocolate
7. Fort

Proper Nouns

2. Dr Batra
3. Uncle chips
1. Tommy
5. India
4. Golden Temple
7. Nestle Chocolate
6. Red Fort



6. Singular Noun and Plural noun

Learn with Fun : Do it yourself

Activity

- | | |
|----------------------|----------------------|
| 1. Plural Noun (✓) | 2. Singular Noun (✓) |
| 3. Singular Noun (✓) | 4. Plural Noun (✓) |

Activity

Singular Nouns

1. Girl
2. Book
3. Chair
4. Dog

Plural Nouns

2. Girls
4. Books
1. Chairs
3. Dogs.

Practice Time

- | | | |
|----------|---------|----------|
| 1. Trees | 2. Pigs | 3. Bags |
| 4. Lamps | 5. Eggs | 6. Girls |

Test of previous two chapters

1. Common Nouns

1. Doctor
2. Pencil
3. Temple
4. Dog
5. Classmate
6. Month
7. Hero
8. City
9. Country
10. Street

Proper Nouns

3. Dr Anu Sharma
4. Natraj Pencil
1. Shiv Temple
2. Tommy
7. Ritika Kapoor
5. December
8. Amitabh Bachchan
6. Meerut
10. India
9. Chapal Street

- | | | | |
|------------|------------|-----------|-----------|
| 2. 1. Pigs | 2. Pencils | 3. Tables | 4. Chairs |
| 5. Bags | 6. Candles | 7. Cars | 8. Pens |
| 9. Toys | 10. Books | | |



7.

He and She

Learn with Fun : Do it yourself

Activity

Boy (✓)	Dog (✓)	Uncle (✓)
---------	---------	-----------

Activity

Sister (✓)	Aunt (✓)	Bitch (✓)
------------	----------	-----------

Practice Time

- | | | |
|--------|--------|-------|
| 1. He | 2. She | 3. He |
| 4. She | 5. He | |



8. I, You, He, She, We, and It

Learn with Fun : Do it yourself

Activity

1. I 2. You 3. I 4. I

Activity

1. He 2. She 3. He 4. She

Activity

1. We 2. It 3. It 4. We

Practice Time

1. He 2. We 3. He
4. It 5. We 6. She

Test of previous two chapters

1. 1. She 2. He 3. She 4. He
5. He 6. She 7. He 8. She
9. He 10. She
2. 1. I 2. You 3. She 4. He
5. We 6. It 7. It 8. She
9. You 10. We



9. Articles (A, An, The)

Learn with Fun : Do it yourself

Activity

Article A/An	Nouns
A	Boy
An	Ostrich

Activity

1. The 2. The 3. The 4. The

Practice Time

1. The ✓ 2. A ✓ 3. An ✓ 4. an ✓



10.

Adjectives







Learn with Fun

- | | |
|-----------|--------------|
| 1. Pillow | 2. Soft |
| 2. Ball | 3. Round |
| 3. Girl | 1. Beautiful |

Activity

- | | | |
|-------------|----------|-----------|
| 1. Kite | 2. balls | 3. parrot |
| 4. Elephant | 5. dogs | |

Practice Time

- | | |
|--|----------|
| 1.  | 2. Tasty |
| 2.  | 1. Two |
| 3.  | 6. Small |
| 4.  | 5. Tall |
| 5.  | 6. Round |
| 6.  | 3. Big |

Test of previous two chapters

- | | | | |
|---------|---------|--------|-------|
| 1. 1. a | 2. an | 3. The | 4. a |
| 5. an | 6. The | 7. a | 8. an |
| 9. The | 10. The | | |





- | | | | |
|------------|----------------|----------|----------|
| 2. 1. Soft | 2. beautiful | 3. tasty | 4. tall |
| 5. big | 6. intelligent | 7. soft | 8. round |
| 9. slow | 10. holy | | |



11. This and That

Learn with Fun : Do it yourself

Activity





- | | | |
|---|---|------------------------|
| 1.  | → | That is a robot |
| 2.  | → | This is my gift |
| 3.  | → | This is my milk bottle |
| 4.  | → | That is a water bottle |

Practice Time

- | | | | | |
|---------|---------|---------|---------|--------------------------|
| 1. That | 2. This | 3. That | 4. This | <input type="checkbox"/> |
|---------|---------|---------|---------|--------------------------|

12. These and Those

Activity

- | | | |
|--|---|---------------------|
| 1.  | → | These are footballs |
| 2.  | → | Those are pencils |
| 3.  | → | These are Oranges |
| 4.  | → | Those are puppies |

Practice Time

- | | | | |
|----------|----------|----------|----------|
| 1. These | 2. Those | 3. Those | 4. These |
|----------|----------|----------|----------|

Test of previous two chapters

- | | | | |
|-------------|----------|----------|----------|
| 1. 1. This | 2. That | 3. That | 4. This |
| 2. 1. Those | 2. These | 3. These | 4. These |

13. Action Word (Verb)

Learn with Fun

- | | | | |
|--------|-------|-------|--------|
| 1. She | 2. He | 3. He | 4. She |
|--------|-------|-------|--------|

Activity

- | | |
|-----------------|----------------|
| 1. Smelling (✓) | 2. Walking (✓) |
| 3. Cooking (✓) | 4. Reading (✓) |
| 5. Writing (✓) | 6. Packing (✓) |

Practice Time

- | | | |
|-------------|-----------|-------------|
| 1. Dancing | 2. Eating | 3. Swimming |
| 4. Drinking | 5. Buying | 6. Reading |
-

14. Is, Are and Am

Learn with Fun

- | | | |
|---------|----------|---------|
| 1. (is) | 2. (are) | 3. (am) |
|---------|----------|---------|

Practice Time

- | | | |
|-------|--------|--------|
| 1. is | 2. are | 3. am |
| 4. am | 5. is | 6. are |

Test of previous two chapters

- | | | | |
|------------------|----------------|--------------|----------------|
| 1. 1. (sleeping) | 2. (eating) | 3. (barks) | 4. (writing) |
| 5. (reading) | 6. (drinking) | 7. (barking) | 8. (listening) |
| 9. (driving) | 10. (cleaning) | | |
| 2. 1. is | 2. am | 3. are | 4. am |
| 5. are | 6. is | 7. is | 8. are |
| 9. are | 10. is | | |
-

15. Has and Have

Learn with Fun : Do it yourself

Activity

- | | |
|--------------------|--------------------------|
| 1. He has | 1. Girls have |
| 2. She has | 2. We have |
| 3. Baby has | 3. Elephants have |
| 4. It has | 4. I have |

Practice Time

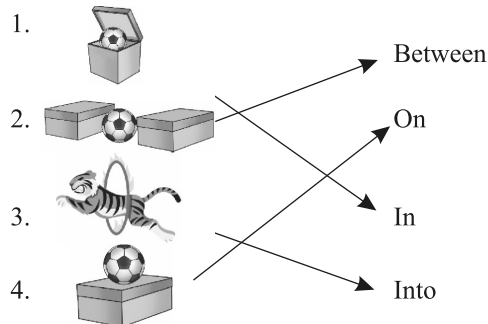
- | | | |
|---------|---------|--------|
| 1. has | 2. have | 3. has |
| 4. have | 5. has | |



16. Prepositions

Learn with Fun

Activity



Practice Time

- | | | | |
|------------------|----------------|--------------|-----------------|
| 1. <u>in</u> | 2. <u>near</u> | 3. <u>on</u> | 4. <u>under</u> |
| 5. <u>behind</u> | | | |

Test of previous two chapters

- | | | | |
|------------|----------|--------|---------|
| 1. 1. have | 2. has | 3. has | 4. have |
| 5. has | 6. has | 7. has | 8. have |
| 9. have | 10. have | | |

2. 1. on 2. in 3. under 4. between
 5. below 6. behind 7. next to 8. into
 9. in front of 10. opposite



17. Conjunctions

Learn with Fun

I eat sandwich and
eggs daily

I am a healthy girl
because I eat fruits

Activity

1. and 2. because 3. because 4. and

Practice Time





1. and 2. and 3. because 4. because



18. Sentences

Learn with Fun : Do it yourself

Activity

1.  → She is exercising
 2.  → They are talking
 3.  → Joy is washing his hands
 4.  → I am drinking juice

Practice Time

1. It is a chair 2. I have socks
 3. These are oranges 4. Ashish is eating cherries

Test of previous two chapters

1. 1. and 2. because 3. and 4. and
 5. and 6. and 7. because.

2. 1. I am sleeping.
3. The children are jumping
5. I have a cat
7. Jaya is washing her clothes
2. He is drinking lemon juice
4. I am very happy
6. Rohan is eating apple



19.

Writing Skills



Name of Shapes

Circle Triangle Square Rhombus Pentagon Hexagon

One word for gives letters :

- | | | | |
|-------------|----------|-----------|-------------|
| 1. Apple | 2. Ball | 3. Cat | 4. Dog |
| 5. Elephant | 6. India | 7. Orange | 8. Umbrella |

Five lines about apple :

- | | |
|--------------------------------|---------------------------------|
| 1. Apple is a delicious fruit. | 2. The apple grows on the tree. |
| 3. It is good for health. | 4. Apples are red in colour. |
| 5. Apple is my favorite fruit. | |

Two lines each about any two vegetables :

Do it yourself.

