

Active
**GRAMMAR &
TRANSLATION**

Teacher's Resource Book

**Class
3**

Active Grammar & Translation-3

Section-I : Grammar

1.

English Language

अंग्रेजी भाषा

Exercise

I. सही उत्तर पर सही (✓) का चिह्न लगाइए—(MCQs)

1. (b) a noun, 2. (c) a pronoun, 3. (b) an adjective, 4. (b) a verb,
5. (b) an adverb.

II. कॉलम A का कॉलम B से मिलान कीजिए—

- | A | B |
|-----------------|-------------|
| 1. Noun | (a) brave |
| 2. Pronoun | (b) slowly |
| 3. Adjective | (c) and |
| 4. Verb | (d) rainbow |
| 5. Adverb | (e) in |
| 6. Preposition | (f) Ah! |
| 7. Conjunction | (g) we |
| 8. Interjection | (h) swim |

2.

The Nouns

संज्ञा

Exercise

I. सही उत्तर पर सही (✓) का चिह्न लगाइए—(MCQs)

1. (a) Air, 2. (c) Shivam, 3. (a) a countable.

II. निम्नलिखित Nouns को छाँटिए और उन्हें उचित Columns में लिखिए—

Proper Noun	Countable Nouns	Uncountable Nouns
Sachin	bus	joy
Indira Gandhi	brother	difficulty
Radha	boxes	love
Mahavira	glass	milk
	sister	grass
	day	truth
	foot	childhood
	bird	
	egg	
	desk	
	rice	

mountain
house
child
river
crowd

III. नीचे कुछ List दी गई हैं। इनमें एक शब्द के अतिरिक्त सभी Nouns हैं। वह शब्द ढूँढ़िए जो Noun नहीं है। उसे प्रत्येक List के सामने लिखिए—

2. won 3. tall 4. sit 5. down 6. open 7. play 8. shine

IV. Noun की परिभाषा लिखिए तथा उदाहरण देकर स्पष्ट कीजिए।

वे शब्द जो किन्हीं व्यक्तियों, पशु-पक्षियों, वस्तुओं अथवा स्थानों के नाम का बोध कराएँ, nouns (संज्ञा) कहलाते हैं।

The words which describe the names of persons, animals, birds, places or things are called Nouns. For example, Rohan, bird, Mumbai.

3.

The Noun : Number

संज्ञा : वचन

Exercise

I. सही उत्तर पर सही (✓) का चिह्न लगाइए—(MCQs)

1. (c) ladies, 2. (b) Hair, 3. (c) farmers.

II. नीचे कुछ Nouns दिए गए हैं। उन्हें अलग-अलग चुनकर Singular या Plural के उचित Column में लिखिए—

Singular	Plural
king	hens
pencil	queens
leg	hands
ball	fingers
lion	toys
city	fields
doll	farmers

III. निम्नलिखित Singular Nouns को Plural Nouns में बदलिए—

heroes, women, houses, ladies, benches, books, sheep, knives.

IV. निम्नलिखित Plural Nouns को Singular Nouns में बदलिए—

box, city, baby, ball, man, class, horse, mango, foot, wolf.

4.

The Noun : Gender

संज्ञा : लिंग

Exercise

I. सही उत्तर पर सही (✓) का चिह्न लगाइए—(MCQs)

1. (c) Neuter gender, 2. (a) Common gender, 3. (d) Feminine gender.

II. निम्नलिखित Nouns या Pronouns को Gender के अनुसार चुनकर उचित स्थान पर लिखिए—

1. **Masculine** : Rohit, crow, postman, ox, Gandhiji

2. **Feminine** : lady, hen, mother, cow

3. **Neuter** : moon, table, television, desk, pen, house, chalk, inkpot, rice, egg, kite, bat, captain, temple

4. **Common** : baby, teacher, leader, bird, sister, brother

III. नीचे Masculine Gender तथा Feminine Gender के दो Columns दिए गए हैं। एक Column में Noun दिया गया है तथा उसके सामने दूसरा Column रिक्त है। रिक्त Column में संबंधित Masculine या Feminine Gender का Noun लिखिए—

1. hen, 2. father, 3. son, 4. princess, 5. lion, 6. goddess, 7. horse, 8. madam, 9. brother, 10. king, 11. aunt, 12. husband, 13. man, 14. mother-in-law.

5.

The Pronoun

सर्वनाम

Exercise

I. सही उत्तर पर सही (✓) का चिह्न लगाइए—(MCQs)

1. (b) pronoun, 2. (b) You, 3. (b) He.

II. निम्नलिखित वाक्यों के रिक्त स्थानों में कोष्ठकों में दिए गए Pronouns में से सही Pronoun चुनकर लिखिए—

1. It, 2. I, 3. They, 4. She, 5. They, 6. It, 7. He, 8. They, 9. They, 10. She.

III. निम्नलिखित वाक्यों में से Pronoun चुनिए और उनके Persons उनके सामने लिखिए—

1. She	—	III Person
2. We	—	I Person
3. I, you	—	I- I Person, you- II Person
4. yours	—	II Person
5. We	—	I Person
6. Your	—	II Person
7. They	—	III Person
8. She	—	III Person
9. I	—	I Person
10. You	—	II Person

6.

Articles : A, An, The

Exercise

I. सही उत्तर पर सही (✓) का चिह्न लगाइए—(MCQs)

1. (a) indefinite, 2. (c) an, 3. (b) a.

- II. Articles 'a', 'an' और 'the' द्वारा रिक्त स्थानों की पूर्ति कीजिए—
1. the, 2. an, 3. The, 4. an, 5. the.
- III. दिए गए Articles में से सही Article चुनकर वाक्य को पूरा कीजिए—
1. the, 2. the, 3. The, an, 4. an, 5. an.

7.

The Adjectives

विशोषण

Exercise

- I. सही उत्तर पर सही (✓) का चिह्न लगाइए—(MCQs)
1. (c) adjectives, 2. (c) Beautiful, 3. (c) adjective.
- II. निम्नलिखित शब्दों में से Adjectives चुनकर नीचे रिक्त स्थान में लिखिए—
wise, brave, clever, poor, big, hot, sweet, tall.
- III. नीचे Column A के अन्तर्गत कुछ Adjectives दिए गए हैं और Column B के अन्तर्गत वे Nouns हैं जिनकी ये विशेषता बता रहे हैं। Adjectives के साथ Noun को Match करके रिक्त स्थान में लिखिए—

A	B	Pair
1. red	(a) cow	red ribbon
2. black	(b) man	black hair
3. ugly	(c) ribbon	ugly girl
4. tall	(d) drink	tall tree
5. white	(e) mango	white cow
6. sweet	(f) hair	sweet mango
7. old	(g) tree	old beggar
8. cold	(h) soldier	cold drink
9. coward	(i) girl	coward soldier
10. poor	(j) beggar	poor man

- IV. निम्नलिखित वाक्यों में से Adjectives चुनकर उनके सामने दिए हुए रिक्त स्थान में लिखिए तथा उससे अगले रिक्त स्थान में उस Noun या Pronoun को भी लिखिए जिसकी वह विशेषता बता रहा है—

	Adjective	Noun/Pronoun
1.	long	scale
2.	honest	you (Pronoun)
3.	two	pen, (Noun)
4.	useful	animal, (Noun)
5.	new	books (Noun)
6.	dark	hair (Noun)

- V. नीचे कुछ Adjectives दिए गए हैं। सही Adjective चुनकर वाक्यों के रिक्त स्थानों में भरिए—

1. many, 2. young, 3. sweet, 4. black, 5. old, 6. red, 7. honest, 8. white, 9. beautiful, 10. much.

VI. Adjectives किसे कहते हैं? उदाहरण सहित लिखिए।

जिन शब्दों से किसी Noun या Pronoun की विशेषता बताई जाए अथवा वे शब्द जो किसी Noun या Pronoun का वर्णन करें, Adjectives (विशेषण) कहलाते हैं।

उदाहरण—warm, rich, good, etc.

8.

The Verbs

क्रिया

Exercise

I. सही उत्तर पर सही (✓) का चिह्न लगाइए—(MCQs)

1. (c) a verb, 2. (b) are playing, 3. (a) lives, 4. (a) main verb.

II. निम्नलिखित वाक्यों में से Main Verb चुनिए तथा उनके Kinds लिखिए—

Verb	Kind
1. playing	Doing word
2. dead	Doing word
3. shines	Doing word
4. late	Doing word
5. buying	Doing word
6. played	Doing word
8. singing	Doing word

III. नीचे दिए हुए चित्रों को ध्यानपूर्वक देखिए—



अब उपरोक्त चित्रों में दर्शाए गए Action का निम्न वाक्यों में प्रयोग कीजिए। उससे संबंधित Doing Words के साथ is, are, am, was या were में से जो भी सही हो, प्रयोग कीजिए—

is, are, am का प्रयोग करें was, were का प्रयोग करें

- | | |
|--|---|
| 1. Rima is writing. | 1. Rima was writing. |
| 2. I am writing. | 2. I was writing. |
| 3. The boys are playing
with football. | 3. The boys were playing
with football. |
| 4. The girls are singing. | 4. The girls were singing. |
| 5. The birds are flying. | 5. The birds were flying. |
| 6. The men are talking. | 6. The men were talking. |
| 7. The mother is cooking. | 7. The mother was cooking. |
| 8. Satyen is swimming. | 8. Satyen was swimming. |
| 9. The monkeys are playing. | 9. The monkeys were playing. |

9.

The Adverbs : Verb Helpers

क्रिया-विशेषण : सहायक क्रिया

Exercise

- I. सही उत्तर पर सही (✓) का चिह्न लगाइए—(MCQs)
1. (c) an adverb, 2. (a) When, 3. (c) neatly
- II. निम्नलिखित वाक्यों में से Adverb चुनिए—
1. slowly, 2. quickly, 3. too, 4. fast, 5. well, 6. much, 7. late, 8. silently,
9. loudly, 10. very.
- III. नीचे दिए गए Adjectives को Adverbs में बदलिए—
1. politely, 2. bitterly, 3. greedily, 4. carefully, 5. rudely, 6. heavily,
7. amazingly, 8. quickly, 9. hastily, 10. brightly, 11. helpfully,
12. punctually, 13. clearly, 14. suddenly, 15. patiently, 16. boldly.

10.

The Prepositions

संबंधसूचक अव्यय

Exercise

- I. सही उत्तर पर सही (✓) का चिह्न लगाइए—(MCQs)
1. (c) prepositions, 2. (c) in, 3. (a) on.

- II. दिए गए वाक्यों के रिक्त स्थानों में उनके सामने दिए हुए चित्र को देखकर उपयुक्त **Preposition** भरिए—
1. at, 2. on, 3. in, 4. into, 5. over, 6. under, 7. with, 8. with, 9. from, 10. in.

11.

The Conjunctions

संयोजक

Exercise

- I. सही उत्तर पर सही (✓) का चिह्न लगाइए—(MCQs)
1. (a) but, 2. (c) or.
- II. निम्नलिखित वाक्यों के रिक्त स्थानों में उनके सामने दिए हुए चित्र को देखकर उपयुक्त **Conjunction** भरिए—
1. and, 2. or, 3. and, 4. but, 5. and, 6. but, 7. and, 8. and, 9. and, 10. or, 11. or, 12. and, 13. but, 14. or, 15. but.

12.

The Interjections

विस्मयादिबोधक अव्यय

Exercise

- I. सही उत्तर पर सही (✓) का चिह्न लगाइए—(MCQs)
1. (d) All of these, 2. (d) Alas, 3. (d) Ah, 4. (a) Hello.

13.

The Punctuation

विराम-चिह्न

Exercise

- I. सही उत्तर पर सही (✓) का चिह्न लगाइए—(MCQs)
1. (c) capital letter, 2. (c) full stop, 3. (c) You.
- II. **Apostrophe's** क्या होता है और इसका प्रयोग कहाँ किया जाता है?
जहाँ 'का', 'की', 'के' की अंग्रेजी लिखनी हो वहाँ जीवित प्राणी के ऊपर **Apostrophe's** का अर्थात् उसके अधिकार का प्रयोग होता है।
- III. दिए गए वाक्यों में आवश्यकतानुसार **Punctuation Marks** लगाकर इन्हें शुद्ध रूप में लिखिए—
- | | |
|---|---------------------------|
| 1. Nayan, don't go there. | 2. Mihir, do your work. |
| 3. Aalia, do your work. | 4. Rohan's mother is ill. |
| 5. Hurrah! We have won. | 6. Alas! I am ruined. |
| 7. Alas! I could not reach Delhi in time. | |
| 8. Do you hear me? | |

9. From whom did you bring that book.
10. Come, sit and play.
11. I met R.N. Mathur.
12. Thanks to God!

14.

The Sentence

वाक्य

Exercise

- I. सही उत्तर पर सही (✓) का चिह्न लगाइए—(MCQs)
1. (b) a sentence, 2. (c) full stop, 3. (b) Verb, 4. (a) You.
- II. निम्नलिखित वाक्य किस प्रकार के हैं? दिए गए उदाहरण की भाँति बताइए—
3. Exclamatory, 4. Imperative, 5. Affirmative, 6. Imperative,
 7. Imperative, 8. Interrogative.
- III. कॉलम A का कॉलम B से मिलान कीजिए—
- | A | B |
|---------------|-----------------------|
| 1. Ria | (i) is mine. |
| 2. Book | (ii) is a girl. |
| 3. My brother | (iii) barks at night. |
| 4. My dog | (iv) is in the field. |
| 5. Farmer | (v) plays hockey. |
- IV. निम्नलिखित Sentences में से Subject और Predicate चुनकर लिखिए—
- | Subject | Predicate |
|---------------|---------------|
| 1. Shivam | reads a book. |
| 2. My house | is big. |
| 3. Your uncle | is ill. |
| 4. I | am boy. |
| 5. The dog | is an animal. |
- V. निम्नलिखित शब्द-समूह को क्रमानुसार लिखकर शुद्ध वाक्य बनाइए—
1. The earth is round. 2. She reads a book.
 3. Milk is white. 4. The sun is hot.
 5. My grandmother is old.
- VI. निम्नलिखित प्रश्नों के उत्तर दीजिए—
1. शब्दों का वह समूह जो स्वयं अपना पूर्ण अर्थ देता है, Sentence कहलाता है।
उदाहरण—नव्या एक अच्छी लड़की है।
 2. Sentence चार प्रकार के होते हैं—
- | | |
|----------------------------|-------------------------|
| 1. Affirmative Sentence, | 2. Negative Sentence, |
| 3. Interrogative Sentence, | 4. Imperative Sentence. |

Section-III : Translation

1. Use of This is/These are

A. Affirmative Sentences

Exercise

अंग्रेजी में अनुवाद कीजिए—

1. These are students.
2. This is a watch.
3. This is a girl.
4. This is an inkpot.
5. This is a dog.
6. These are grapes.
7. This is a boy.
8. These are maps.
9. These are mangoes.
10. This is a table.

Exercise

B. Negative Sentences

अंग्रेजी में अनुवाद कीजिए—

1. These are not asses.
2. This is not a chair.
3. This is not a cow.
4. This is not a dog.
5. These are not rooms.
6. These are not oranges.
7. These are not books.
8. This is not a doll.
9. This is not a beggar.
10. These are not pens.

C. Interrogative Sentences

Exercise

I. अंग्रेजी में अनुवाद कीजिए—

1. Is this a farmer?
2. Are these parrots?
3. Is this an egg?
4. Is this a doctor?
5. Is this a monkey?
6. Are these birds?
7. Are these girls?
8. Are these teachers?
9. Are these shoes?
10. Is this a balloon?

II. अंग्रेजी में अनुवाद कीजिए—

1. This is a soldier.
2. These are hens.
3. This is a flower.
4. Is this a peacock?
5. These are pencils.
6. This is not a cow.
7. Are these horses?
8. This is not a singer.
9. These are not books.
10. Are these players?

2. Use of That is/Those are

A. Affirmative Sentences

Exercise

अंग्रेजी में अनुवाद कीजिए—

1. Those are trees.
2. That is ice.

3. That is a cock.
5. That is a table.
7. That is lamp.
9. Those are pictures.

B. Negative Sentences

अंग्रेजी में अनुवाद कीजिए—

1. That is not a net.
3. That is not an umbrella.
5. That is not a bird.
7. Those are not hens.
9. That is not a scooter.

C. Interrogative Sentences

I. अंग्रेजी में अनुवाद कीजिए—

1. Are those keys?
3. Are those servants?
5. Are those players?
7. Are those crows?

II. अंग्रेजी में अनुवाद कीजिए—

1. Those are not thieves.
3. Is that a snake?
5. Those are mangoes.

4. That is a bulb.
6. Those are pencils.
8. Those are flowers.
10. Those are glasses.

Exercise

2. Those are not eggs.
4. Those are not tables.
6. That is not a hat.
8. Those are not fans.
10. Those are not rings.

Exercise

2. Is this a fish?
4. Is this a banana?
6. Is this a bear?
8. Are they peons?

2. That is not swan.
4. Is that a picture?
6. He is a peon.

3.

Use of This was/These were

A. Affirmative Sentences

अंग्रेजी में अनुवाद कीजिए—

1. These were dolls.
3. This was a garden.
5. These were letters.
7. This was an eraser.
9. These were shoes.

B. Negative Sentences

अंग्रेजी में अनुवाद कीजिए—

1. These were not bags.
3. This was not a fan.
5. These were not stars.
7. This was not a hen.
9. This was not a hat.

2. This was a book.
4. These were frocks.
6. These were peons.
8. This was a scale.
10. This was a game.

Exercise

Exercise

2. This was not a rat.
4. These were not pencils.
6. These were not trees.
8. These were not girls.
10. These were not kites.

C. Interrogative Sentences

Exercise

I. अंग्रेजी में अनुवाद कीजिए—

1. Were these bananas?
2. Were these toys?
3. Was this a cock?
4. Was this a football?
5. Was this a knife?
6. Was this a crow?
7. Were these apples?
8. Were these cows?

II. अंग्रेजी में अनुवाद कीजिए—

1. These were rabbits.
2. This was a fly.
3. These were not students.
4. This was not a cock.
5. Were these dolls?
6. Was this a fox?

4.

Use of That was/Those were

A. Affirmative Sentences

Exercise

I. अंग्रेजी में अनुवाद कीजिए—

1. Those were lions.
2. Those were grapes.
3. That was a peacock.
4. That was a stick.
5. That was an animal.
6. Those were boats.
7. Those were pigeons.
8. That was a pear.
9. That was an elephant.
10. Those were soldiers.

B. Negative Sentences

Exercise

I. अंग्रेजी में अनुवाद कीजिए—

1. Those were not balls.
2. That was not a cow.
3. That was not a car.
4. That was not a cap.
5. Those were not jugs.
6. Those were not cats.
7. That was not a gun.
8. Those were not horses.
9. Those were not bats.
10. That was not a doll.

C. Interrogative Sentences

Exercise

I. अंग्रेजी में अनुवाद कीजिए—

1. Was that a hotel?
2. Was that a map?
3. Were those doctors?
4. Was that a cobbler?
5. Was that a mat?
6. Were those beds?
7. Were those fans?
8. Were those rings?

II. अंग्रेजी में अनुवाद कीजिए—

1. Was that crane?
2. That was sun.
3. That was not an owl.
4. That was not a pigeon.
5. Was those utensils?
6. That was a dog.
7. Those were not boxes.

Test Paper

I. अंग्रेजी में अनुवाद कीजिए-

1. Those were owls.
2. Was he not a coward?
3. These are not watermelons.
4. This is a river.
5. Those were foxes.
6. Were they players?
7. These were not singers.
8. Is that a hen?
9. That is a lemon.
10. This is not a guava.

II. हिंदी में अनुवाद कीजिए-

1. क्या वह मुर्गी थी?
2. वे खिलाड़ी थे।
3. यह एक बकरी है।
4. ये विद्यार्थी नहीं हैं।
5. वे अंगूर नहीं थे।
6. क्या ये तोते हैं?
7. यह एक नौकर था।
8. वह कौआ है।
9. ये गाजरे हैं।
10. ये स्त्रियाँ हैं।

5.

Use of Is, Are, Am

A. Affirmative Sentences

Exercise

I. अंग्रेजी में अनुवाद कीजिए-

1. Amit is good person.
2. Soldiers are brave.
3. She is a singer.
4. He is a cobbler.
5. He is a small baby.
6. You are honest.
7. I am a teacher.
8. You are a girl.
9. Supriya is a good girl.

B. Negative Sentences

Exercise

I. अंग्रेजी में अनुवाद कीजिए-

1. You are not my friend.
2. Rohan is not my friend.
3. I am not a fool.
4. He is not a doctor.
5. She is not your mother.
6. You are not healthy.
7. Aalia is not my sister.
8. We are not good players.
9. He is not sad.
10. They are not fat.

C. Interrogative Sentences

Exercise

अंग्रेजी में अनुवाद कीजिए-

1. Are they not here?
2. Is Sita not healthy?
3. Is he not his brother?
4. Is your brother a doctor?
5. Is he a fool?
6. Is your mother sick?
7. Is he a gardener?
8. Is Ramu not a servant?
9. Are you not a student?

6.

Use of Was/Were

A. Affirmative Sentences

Exercise

अंग्रेजी में अनुवाद कीजिए—

1. Your sister was happy.
2. I was a doctor.
3. They were on road.
4. His father was a lawyer.
5. Saurabh was very fat.
6. You were our teacher.
7. Ashok was a king.
8. She was slim.
9. My toys were nice.
10. She was a good girl.

B. Negative Sentences

Exercise

अंग्रेजी में अनुवाद कीजिए—

1. My village was not much big.
2. Your father was not sick.
3. He was not true.
4. You were not clever.
5. You were not in your room.
6. Shailja was not beautiful.
7. Your uncle was not poor.
8. We were not fat.
9. I was not a home.
10. Our mother was not illiterate.

C. Interrogative Sentences

Exercise

अंग्रेजी में अनुवाद कीजिए—

1. Were you there?
2. Was the barber not skilful?
3. Was she not blind?
4. Was the clerk in office?
5. Were you not my principal?
6. Were you not lazy?
7. Were they fast friends?
8. Was he not my friend?
9. Was Mohit a good player?
10. Was his house neat and clean?

Test Paper

I. अंग्रेजी में अनुवाद कीजिए—

1. Are you not a farmer?
2. Were you not good at studies?
3. Is the sky blue?
4. They were brave soldiers.
5. Your cow was old.
6. I was not his friend.
7. His brother was a teacher.
8. Is Hari absent?
9. Postman is at the door.
10. We are not miser.

II. हिंदी में अनुवाद कीजिए—

1. आर्यन अच्छा खिलाड़ी नहीं था।
2. तुम्हारे कपड़े गंदे नहीं थे।
3. क्या तुम उसके बड़े भाई थे?
4. क्या मैं कायर हूँ?
5. क्या भिखारी भूखा था?
6. मैं स्वस्थ नहीं हूँ।
7. तुम मेरे मित्र हो।
8. विद्यार्थी बुद्धिमान नहीं हैं।
9. उसकी पुस्तकें डेस्क पर नहीं हैं।
10. क्या वह घर में है?

7.

Use of Here/There

A. Affirmative Sentences

Exercise

I. अंग्रेजी में अनुवाद कीजिए-

1. There is nobody.
2. Seema is not there.
3. Is the player here?
4. Are your friends there?
5. Are you there?
6. He is not here.
7. Clouds are not here.
8. Horse is there.
9. There is a thief.
10. Here is a peacock.

II. हिंदी में अनुवाद कीजिए-

1. क्या एक बॉल यहाँ है?
2. यहाँ एक आदमी है।
3. क्या तुम यहाँ हो?
4. वहाँ कौन है?
5. वहाँ कमरे में विष्णु है।
6. पिताजी और माताजी यहाँ हैं।
7. बसें वहाँ हैं।
8. शिष्य यहाँ नहीं हैं।

8.

Use of Has/Have

Exercise

अंग्रेजी में अनुवाद कीजिए-

1. You have a watch.
2. Ajay has a kite.
3. We have a garden.
4. Ramu has a cow.
5. He has a pen.
6. I have a sword.
7. Boys have bats.
8. Suresh has a beautiful photo.
9. They have money.
10. Sheela has a flower.

9.

Use of Had

Exercise

अंग्रेजी में अनुवाद कीजिए-

1. Girls had umbrellas.
2. They had a grand house.
3. Mohan had two hens.
4. We had a useless radio.
5. He had a new pen.
6. You had a camera.
7. He had a new car.
8. Rajan kept a cow.
9. Boys had a old bat.
10. Ritu had a red pencil.

10.

Use of Imperatives

Exercise

अंग्रेजी में अनुवाद कीजिए-

1. Please, come here.
2. Switch on the T.V.
3. Tell the story.
4. Now, write a letter.

5. Do not make noise.
7. Do not play on the road.
9. Keep quiet.

6. Do not quarrel.
8. Do not bother us.
10. Open the door.

11.

Use of Doing Words (Continuous Tense)

Present Tense

Exercise

अंग्रेजी में अनुवाद कीजिए—

1. Monkeys are jumping.
2. Uncle is laughing.
3. Birds are flying.
4. Goat is sleeping.
5. Aunt is weeping.
6. Fish is swimming.
7. Bird is chirping.
8. Peacock is dancing.

Past Tense

Exercise

अंग्रेजी में अनुवाद कीजिए—

1. They were greeting.
2. Rabbit was running.
3. Student was obeying.
4. Sun was rising.
5. Ajay was running.
6. Lata was singing.
7. Neelam was laughing.
8. I was speaking.
9. Guests were drinking tea.
10. You were swimming.

Test Paper

I. अंग्रेजी में अनुवाद कीजिए—

1. I did not have two umbrellas.
2. Children are swimming.
3. You kept a cow.
4. You are not his brother.
5. This is a hospital.
6. Is that a garden?
7. Does he have toffees?
8. That was a picture.
9. He has a horse.
10. He was our teacher.

II. हिंदी में अनुवाद कीजिए—

1. उसके पास एक कंघा था।
2. वहाँ कौन है?
3. यह टेलीविजन है।
4. लड़कियाँ गाना गा रही हैं।
5. यहाँ एक बच्चा है।
6. क्या लड़कों के पास नए थैले हैं?
7. क्या वह एक उल्लू है?
8. वे पतंगें थीं।
9. ये आम नहीं हैं।
10. राजन के पास दो कलम हैं।

Section-IV : Composition

1. Greetings, Farewells and Congratulations

Things to Remember

Do it yourself


2. Conversation

Do it yourself

3. Picture Composition

1. An Honest Boy

यहाँ दी गई कहानी के वाक्य सही क्रम में नहीं हैं। चित्रों को ध्यानपूर्वक देखिए और उनके आधार पर कहानी को सही क्रम में लगाइए तथा प्रत्येक वाक्य के सम्मुख दिए गए खाने में क्रम संख्या (1, 2, 3..) लिखिए।



- 2 He saw a lady hurrying for a bus.
- 5 He found it full of money.
- 8 The lady thanked him.
- 7 He gave the purse to her.
- 4 He picked up the purse.
- 3 A purse fell down.
- 1 One day Karan was walking along the street.
- 9 She gave him a ten-rupee note.
- 6 He ran after her.

2. Golden Eggs



कहानी में लिखे हिंदी शब्दों के स्थान पर उपयुक्त अंग्रेजी शब्द चुनकर भरिए-








hen, egg, rich, greed, lays, slow, kill, golden, killed, belly, wept, folly.




4. The Language of Pictures




नीचे एक कहानी दी गयी है जिसके बीच-बीच में कुछ चित्र दिए गए हैं। इन चित्रों को ध्यानपूर्वक देखिए तथा उनके स्थान पर अंग्रेजी शब्द भरिए-



There were many mice..... in a house....

They were very unhappy. A cat.... killed so many of them..... everyday. At last they held  A meeting.....

.....mouse..... said, "Let us tie a bell..... round the 

.....cat..... 's neck. When the cat..... comes, we shall hear the bell..... and then we can run away. All the 

.....mice... said, "Good". But a mouse.. asked, "Who will tie the bell..... round her neck?" All the mouse....

were silent. In the meantime, the cat..... came and killed many mice.....

5.

Essays

Do it yourself

6.

Applications and Letters

Do it yourself

7.

Comprehension

Read the given passage and solve the questions that follow :

1. Nikki's Birthday

Passage

I. Answer the following questions :

Tick (✓) the correct answer :

1. (b) Eight years.
2. Nikki get a toy car on her eighth birthday.
3. Nikki planted her toy car in the garden to grow big.

II. Give the opposites of the following. Pick them from the story :

1. big, 2. good, 3. happy, 4. more.

2. My Daily Routine

Passage

I. State if the statements are true or false :

1. F, 2. F, 3. T, 4. T, 5. F, 6. T, 7. F.

II. Arrange the sentences in correct order. Number them from 1 to 5 :

2 I have breakfast

4 I have lunch

3 I water the plants

5 I do my homework

1 I take a quick shower.