

Smart **GRAMMAR & COMPOSITION**

Teacher's Resource Book

3



Class-3 Smart Grammar & Composition

GRAMMAR

1. The Sentence

Exercise

I. Tick (✓) the correct answer (Multiple Choice Questions) :

1. (b) sentence, 2. (a) verb, 3. (a) two

II. Put the following words in proper order and make meaningful sentences. (Use the capital letter, full stop and question mark also) :

1. He does not like tea.
2. My mother cooks food.
3. I learn my lesson.
4. A child is playing.
5. My hat is red.
6. She is a good girl.
7. You are a clever boy.
8. This is my pen.
9. He is a man.
10. The cow eats the grass.

III. Match the parts of sentences given under 'A' and 'B' :

- | A | B |
|--------------------------|----------------------|
| 1. Radha eats cornflakes | (a) national animal. |
| 2. We light oil lamps | (b) long tails. |
| 3. Have you seen | (c) in the east. |
| 4. Birds are sitting | (d) in the rain. |
| 5. Stars shine | (e) the Red Fort. |
| 6. The glass is full | (f) on Sundays. |
| 7. The sun rises | (g) of milk. |
| 8. Monkeys have | (h) on Diwali. |
| 9. The clothes got wet | (i) on the tree. |
| 10. The tiger is our | (j) in the sky. |

2. Parts of a Sentence

(Subject and Predicate)

Exercise

I. Tick (✓) the correct answer (Multiple Choice Questions) :

1. (a) two, 2. (c) tea, 3. (b) verb

II. Divide the following sentences into Subject and Predicate :

Subject	Predicate
1. The cat	kills a rat.
2. A little lion	is called a cub.
3. The lotus	is a lovely flower.
4. Sonu	is a child.
5. Gandhiji	was great.
6. An old man	walks slowly.
7. Jaya	is a teacher.
8. The tree	is long.
9. The sun	rises in the east.
10. Mother	loves her children.

III. Match the Subject parts given under 'A' with the Predicate parts given under 'B' :

A	B
1. The little puppy	(a) wears lovely sarees.
2. The truck	(b) is our captain.
3. Virat Kohli	(c) discovered America.
4. Columbus	(d) is a lovely flower.
5. Gandhiji	(e) wagged its tail.
6. The rich	(f) is loaded with melon.
7. The lotus	(g) is called the Father of the Nation.
8. My uncle	(h) must help the poor.
9. These mangoes	(i) gave me this watch.
10. My mother	(j) are very sweet.

3. Parts of Speech

Exercise

I. Tick (✓) the correct answer (Multiple Choice Questions) :

1. (a) Noun, 2. (a) Pronoun, 3. (c) Adjective, 4. (a) Verb,
5. (a) Adverb

II. Match the columns. Draw lines from the Parts of Speech to its example :

A	B
1. Noun	(a) brave
2. Pronoun	(b) slowly
3. Adjective	(c) and
4. Verb	(d) rainbow
5. Adverb	(e) in
6. Preposition	(f) Ah!
7. Conjunction	(g) we
8. Interjection	(h) swim

4. The Noun

Look at the following pictures and give them names. Write their naming words or Nouns in the space given below each of them :

			
Boy	Mango	School	Horse
			
Teacher	Dog	Parrot	Fan
			
Book	Crow	Watch	Nurse

Proper and Common Noun

Exercise

Are the coloured words **Common Nouns** or **Proper Nouns**? Write 'C' for Common Noun and 'P' for Proper Noun :

1. C, 2. P, 3. C, 4. P, 5. C, 6. P






Countable and Uncountable Nouns

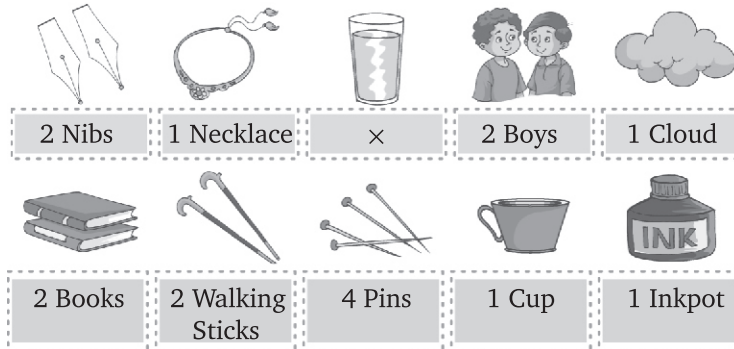
Exercise

I. Tick (✓) the correct answer (*Multiple Choice Questions*) :

1. (b) Sunday, 2. (c) Captain, 3. (a) Common

II. Look at the pictures given below. Count the number of things in each picture. Write the number and name of the things in the boxes. Put a cross where you cannot count them :

				
3 Eggs	×	2 Pen	1 Oil bottle	1 Chair



III. Underline the Nouns in the following sentences and write them separately in the table given below :

1. Always speak the truth.
2. Can you see the air?
3. A fox saw a bunch of grapes.
4. My ring is made of gold.
5. The bottle is made of glass.
6. I am feeling great joy.
7. The stars shine in the sky.
8. Do you feel any difficulty ?
9. I can't drink cold tea.
10. The goats eat grass.
11. Iron is a useful metal.
12. We like the beauty of these red roses.
13. Honesty is the best policy.
14. These grapes are sweet.
15. The hunter shot an arrow.

Countable Nouns

fox
grapes
rings
bottle
glass










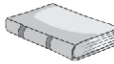










goats
roses
hunter
arrow

Uncountable Nouns

truth
air
gold
joy
sky
tea
stars
difficulty
iron
honesty
grass
metal

5. Number of the Noun

Look at the following pictures. Count the number of things in each picture. Write the number and the name of the things in the blank boxes given below each picture :

A					
	1 Boy	1 Ball	1 Bag	1 Fan	1 Hen
					
	1 Flower	1 Box	1 Watch	1 Cup	1 Book
B					
	2 Boys	3 Balls	3 Bags	2 Fans	2 Hens
					
	4 Flowers	4 Boxes	2 Watches	4 Cups	4 Books

Exercise

I. Tick (✓) the correct answer (Multiple Choice Questions) :

1. (c) oxen, 2. (a) Deer, 3. (a) men, 4. (b) News

II. Change the following Singular Nouns into Plural Nouns by adding 's' or 'es' :

- | | |
|-------------|-------------|
| 1. Potatoes | 11. Bags |
| 2. Mangoes | 12. Letters |
| 3. Watches | 13. Pencils |
| 4. Gases | 14. Toys |
| 5. Brushes | 15. Oxen |
| 6. Teachers | 16. Arms |
| 7. Asses | 17. Hands |
| 8. Buses | 18. Tables |
| 9. Feet | 19. Chairs |
| 10. Boxes | 20. Books |

III. Read the story below and write the Singular or the Plural form of the coloured words :

1. forest, 2. feather, 3. tails, 4. peacock, 5. bird, 6. cheats, 7. plume,
8. friend, 9. lessons

6. Gender of the Noun

Exercise

I. Tick (✓) the correct answer (Multiple Choice Questions) :

1. (c) Common Gender
2. (a) Neuter Gender
3. (a) Masculine Gender

II. Some Nouns are given below. Find out their Gender and put them in respective columns in the table given below :

Masculine Gender	Feminine Gender	Common Gender	Neuter Gender
Father	duck	leader	book
postman	mare	pilot	magazine
stag	wife	florist	car
king	mother	cousin	bedroom
chairman	cow	teacher	telephone
salesman	empress	author	cupboard
grandfather	sister	flower	forest
uncle		friend	hostel
monk		baby	kitchen

7. The Pronoun

Exercise

I. Tick (✓) the correct answer (Multiple Choice Questions) :

1. (b) He, 2. (c) Pronoun, 3. (b) You

II. Pick out the Pronouns of the First Person in the following paragraph and write them in the blank space given below :

I, I, we, we, our, I, me, I, my, we, our

III. Pick out the Pronouns of the Second Person in the following sentences and write them in the blank space given against each sentence :

1. yours, 2. You, your, 3. you, 4. you, your, 5. your, you, 6. yours,
7. you, 8. you

IV. Pick out the Pronouns of the Third Person in the following sentences and write them in the blank space given against each sentence :

1. It, 2. They, their, 3. It, 4. her, 5. hers, 6. She, 7. him, 8. He.

V. Pick out the Personal Pronouns in the following sentences and write them in the table given :

Pronouns (First Person)	Pronouns (Second person)	Pronouns (Third Person)
2.	your	It
3.		They
4.		She, her
5. I, my		
6. Our		She
7. We		
8.	Yours	
9. me	You	
10. We		them
11. I, my		
12. I		
13.		He
14. my	You	
15.		They
16. me		They

VI. Fill in the blanks with the correct Pronouns from the brackets :

1. She, 2. I, 3. They, 4. It, 5. It

8. Articles : A, An, The

Exercise

I. Tick (✓) the correct answer : (Multiple Choice Questions)

1. (b) Indefinite, 2. (b) Definite, 3. (c) the

II. Fill in the correct article for each sentence from the alternatives given :

1. the, 2. an, 3. the, 4. an, 5. The, an

III. Rewrite the following correctly :

1. I ate an apple and a banana for breakfast.
2. She put an ice cube in her glass.
3. I have an umbrella and a raincoat.
4. Have you ever seen an octopus?
5. There is a cloud in the sky.

9. The Verb

Exercise

I. Look at the following pictures and use the proper word (i.e., verb) to say something about the Subject :



He **drinks** milk.



They **play** cricket.



The cow **eats** grass.



I **write** a letter.



We **go** to school.



He **flies** a kite.



These **are** shoes.



This **is** an orange.



These **are** grapes.



They **are** players.



I **am** a girl.



He **is** a teacher.



She **is** a doctor.



The child **jumps**.



She **reads** a book.

II. Some Subjects are given under 'A'. Some saying words or Verbs are given under 'B'. Match the saying words with the Subjects and write the complete sentences :

A		B
1. Our team	→	loves me.
2. The soldiers	→	read their books.
3. The peon	→	teaches us.
4. His mother	→	fight.
5. The teacher	→	ploughs the field.
6. The students	→	sings a song.
7. My sister	→	won the match.
8. The farmer	→	rings the bell.
9. The players	→	bark.
10. The children	→	runs.
11. The girls.	→	fly.
12. The tiger	→	play.
13. The horse	→	crow.
14. The birds	→	weep.
15. The dogs	→	roars.
16. The cocks	→	dance.

Exercise

I. Tick (✓) the correct answer (Multiple Choice Questions) :

1. (b) Verbs, 2. (c) drinking, 3. (c) Main Verbs

II. Underline the Verbs in the following sentences—be careful—they are all Verbs made of two words : a main Verb and a helping verb.

1. is baking, 2. was taking, 3. will buy, 4. am feeling, 5. are swinging,
6. can draw

Main Verb / Helping Verb.

- | | | |
|----|----------|------|
| 1. | baking | is |
| 2. | taking | was |
| 3. | buy | will |
| 4. | feeling | am |
| 5. | swinging | are |
| 6. | draw | can |

III. Fill in the blanks with suitable Verbs from the box :

1. studying, 2. is, 3. finished, 4. boiled, 5. clean, 6. enjoying,
7. pulled, 8. eats

10. Tenses of the Verb

(Indefinite Tense)

Exercise

- I. Tick (✓) the correct answer (Multiple Choice Questions) :**
1. (b) went, 2. (a) respects, 3. (b) live, 4. (c) will know.
- II. Fill in the blanks with the suitable form of the Verbs given in the brackets :**
- (a) In Present Tense**
1. eats, 2. sing, 3. washes, 4. go, 5. write
- (b) In Past Tense**
6. walked, 7. went, 8. ran, 9. told, 10. saw
- (c) In Future Tense**
11. shall get, 12. shall learn, 13. will fly, 14. will come, 15. will sleep
- III. Now use the following Verbs and make three sentences with each Verb in three different tenses :**
- 1. Stay :**
(i) He stays at Prayagraj.
(ii) He stayed at Prayagraj.
(iii) He will stay at Prayagraj.
- 2. Visit**
(i) He visits the Taj Mahal today.
(ii) He visited the Taj Mahal yesterday.
(iii) He will visit the Taj Mahal tomorrow.
- 3. Hurry**
(i) He hurries.
(ii) He hurried.
(iii) He will hurry.

11. Tense of the Verb

(Continuous or Imperfect Tense)

1. Present Continuous Tense

Exercise

- I. Fill in the blanks with the Present Continuous Tense form of the Verbs given in the brackets :**
1. is waiting, 2. is cleaning, 3. is cooking, 4. are helping, 5. are working, 6. is dancing, 7. is drinking, 8. are bathing, 9. are going, 10. is coming, 11. is cleaning, 12. is sleeping, 13. are playing, 14. are eating, 15. are crowing

II. Change the following sentences as directed in the brackets and write them in the blanks given below :

1. Are you playing?
2. I am walking.
3. The birds are not flying in the sky.
4. I am having tea.
5. Is the peon ringing the bell?
6. I am not washing my clothes.
7. Are we jogging in the park?
8. Mala is not reading a newspaper.
9. Are you writing a letter?
10. You are playing.
11. The sun is not shining now.
12. The girls are dancing.
13. She is watching T.V.
14. Am I doing my work?
15. The tailor is not sewing a coat.

2. Past Continuous Tense

Exercise

I. Fill in the blanks with the Past Continuous form of the Verbs given in the brackets :

1. were jumping, 2. were praying, 3. was sleeping, 4. was writing,
5. was flowing, 6. was working, 7. were teaching, 8. was roaring,
9. was bringing, 10. was standing, 11. was speaking,
12. were abusing, 13. were laughing, 14. was flying, 15. was eating.

II. Change the following sentences as directed in the brackets and write them in the lines given below :

1. Were they drawing a picture?
2. Bhavesh was not driving a car.
3. I was exercising.
4. It was not raining heavily.
5. Was she helping me?
6. The patient was crying.
7. The parrots were not talking.
8. Was the teacher teaching ?
9. Were they waiting for him ?
10. The fish were swimming.
11. Sister was not taking rest.
12. Was the wind blowing?
13. We were reading.
14. You were calling him a liar.
15. He was not going by aeroplane.

3. Future Continuous Tense

Exercise

I. Tick (✓) the correct answer (Multiple Choice Questions) :

1. (b) time, 2. (c) Future Continuous Tense, 3. (b) was,
4. (b) Interrogative, 5. (c) the Verb.

II. Fill in the blanks with the Future Continuous form of the Verb given in the brackets :

1. shall be watching, 2. will be dancing, 3. will be washing,
4. will be helping, 5. will be shining, 6. shall be waiting, 7. shall be eating, 8. will be laughing, 9. will be fighting, 10. will be travelling,
11. will be playing, 12. will be crying, 13. will be running, 14. shall be jumping, 15. will be sweeping.

III. Change the following sentences as directed in the brackets and write them in the lines given below :

1. I shall not be solving my sums.
2. Shall I be welcoming the guests ?
3. The gardener will not be plucking flowers.
4. The leaves will be falling.
5. We shall be going to the circus.
6. Shyam will not be calling you.
7. Will she be brushing her teeth?
8. The boys will not be teasing the beggar.
9. The tailor will not be sewing our clothes.
10. Will you be worshipping?
11. She will be telling a lie.
12. He will not be buying biscuits.
13. The sun will be shining.
14. Will he be taking milk?
15. The flowers will be fading.

12. The Adjective

(Their Kinds)

1. Adjectives of Quality (Descriptive Adjectives)

Exercise

Pick out the Adjectives of Quality in the following sentences :

1. green, 2. costly, 3. fresh, 4. cold, 5. wise, 6. old, 7. brown, 8. beautiful,
9. good, 10. good, 11. sweet, 12. green, 13. long, 14. golden, 15. tight.

2. Adjectives of Quantity

Exercise

Pick out the Adjectives of Quantity in the following sentences :

1. little, 2. enough, 3. some, 4. some, 5. all, 6. any, 7. no, 8. no, 9. any,
10. much, 11. some, 12. little, 13. some, 14. some, 15. much

3. Adjectives of Number

Exercise

I. Adjective :

Adjectives are describing words. They tell us more about Nouns and Pronouns.

Examples : great, brown, small, cheap and red.

II. Tick (✓) the correct answer (Multiple Choice Questions) :

1. (c) Adjective of Quality
2. (a) Quality
3. (b) Number

III. Fill in the blanks with suitable Adjectives given in the box below :

1. All, 2. hot, 3. brave, 4. red, 5. beautiful, 6. big, 7. rich, 8. honest, 9. two, 10. sweet

IV. Pick out the Adjectives of Number in the following sentences :

1. any, 2. twice, 3. first, 4. sixty, 5. few, 6. sixty, 7. third, 8. twenty, 9. 50, 10. two, 11. many, 12. all, 13. many, 14. few, 15. some

13. The Adverb

Exercise

I. Tick (✓) the correct answer (Multiple Choice Questions) :

1. (c) Adverbs, 2. (b) How, 3. (b) Time, 4. (b) Place

II. Fill in the blanks in the following sentences with suitable Adverbs given below :

1. heavily, 2. neatly, 3. early, 4. too, 5. not, 6. so, 7. much, 8. almost, 9. late, 10. very, 11. sweetly, 12. hard, 13. slowly, 14. lazily, 15. quite.

III. Pick out the Adverbs in the following sentences and write them in the cloumns given below :

S.No. Adverbs Word to which they Whether that word is a

	add something	a Verb or Adjective or Adverb
1. Very	sad	Adjective
2. neatly	write	Verb
3. too	slowly	Adverb
4. very	well	Adjective
5. late	arrived	Verb
6. easily	did	Verb
7. quite	happy	Adjective
8. bitterly	weeps	Verb
9. too	busy	Adjective

10. early	gets up	Verb
11. very	interesting	Adjective
12. very	soon	Adverb
13. daily	goes	Verb
14. very	easy	Adjective
15. here	come	Verb

14. The Preposition

Exercise

- I. Tick (✓) the correct answer (Multiple Choice Questions) :**
 1. (c) with, 2. (a) under, 3. (b) over, 4. (c) in
- II. Circle the correct prepositions :**
 1. in, 2. at, 3. in, 4. over, 5. for, 6. at, 7. over, 8. in
- III. Pick out the prepositions in the following sentences and the Nouns or Pronouns before which they are used :**
- | | | |
|------------------|-----------------|-----------------|
| 1. from, America | 2. in, file | 3. in, class |
| 4. from, city | 5. near, temple | 6. with, you |
| 7. into, mud | 8. at, cat | 9. from, London |
| 10. to, fair | 11. in, water | 12. into, room |
| 13. of, music | 14. in, pocket | 15. on, head |

15. The Conjunction

(Joining Words)

Exercise

- I. Tick (✓) the correct answer (Multiple Choice Questions) :**
 1. (c) but, 2. (b) or, 3. (a) therefore, 4. (c) and
- II. Fill in the blanks in the following sentences with proper Conjunctions :**
 1. and, 2. but, 3. but, 4. but, 5. or, 6. and, 7. and, 8. therefore, 9. and, 10. otherwise, 11. but, 12. or, 13. therefore, 14. and, 15. but
- III. Circle the correct option for each of these sentences :**
 1. because, 2. but, 3. and, 4. or, 5. and, 6. or, 7. because, 8. but

16. The Interjection

Exercise

- I. Pick out the Interjections in the following sentences and write them in the boxes :**
 1. Hurrah!, 2. Oh!, 3. Alas!, 4. Bravo!
- II. Choose the correct Interjection and fill in the blanks :**
 1. Alas; 2. Oh!; 3. Hurrah; 4. Ah!

17. Punctuation

Use of Capital Letters

Exercise

I. Tick (✓) the correct answer (Multiple Choice Questions) :

1. (b) capital letter, 2. (a) full stop, 3. (c) I.

II. Rewrite the following sentences by putting capital letters at the correct places :

1. Robert Louis Stevenson wrote Treasure Island.
2. Rachit has seen all the Harry Potter movies.
3. Last month I went to Paris and saw the Eiffel Tower.
4. There are many funny jokes in this book. I like it very much.
5. Anisha Mehra is from Chandigarh and Amir Abdul is from Hyderabad.

COMPOSITION

1. Greetings, Farewells and Congratulations

Things to remember

2. Conversation

Exercise

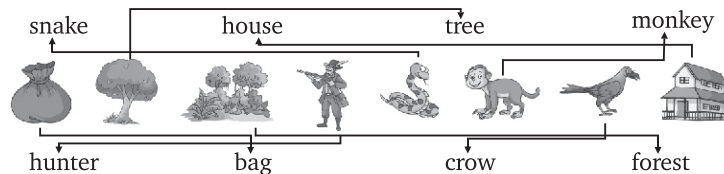
Some questions are given below. Write the answer to these questions. Begin your answer with 'Sir' or 'Madam'.

Do it yourself.


3. Completion of Stories



















1. Good Friends

Match the pictures with their names.



Now replace the pictures with their names and read the story given below. The first one has been done for you :

A  **crow**, a  **snake** and a  **monkey** lived on a  **tree** in the  **forest**. They were good friends.

One day a  **hunter** came to the  **forest**. The  **crow** flew away. The  **monkey** climbed up the  **tree**. The  **snake** was too slow. The  **hunter** caught it. He put it in a  **bag**. He took the  **snake** to his  **house**. The  **crow** saw what the  **hunter** was doing. It told the  **monkey**. The  **monkey** went to the hunter's house at night. The  **hunter** was fast asleep. The  **monkey** opened the  **bag** and saved the  **snake**.

2. The Wind and the Sun

Complete the following story with the words given below :

One day the wind said to the Sun, 'I am **stronger** than you.' The sun laughed and said, 'I do not **think** so!' And they **decided** to test their strength on a traveller. 'There goes a man with a jacket', said the wind. 'Can you make him **take off** his jacket ?'

'Why don't you try first?' said the sun. The wind puffed up his cheeks and began to **blow**. The man put his head down and walked on. The wind blew harder and harder. But the man only held his jacket **tighter**. At last the wind **gave up** and asked the Sun to try. The sun began to smile. Soon it grew warmer. The man **felt** hot. He undid the buttons of his jacket. The sun shone brighter and brighter and man felt **hotter** and hotter. At last he sat down on a big stone and took off his **jacket**.

'I have **won**', smiled the sun. The wind **admitted** and said, 'Yes you have'.

3. An Honest Boy

Some sentences are given below. But they are not in correct order. Look at the pictures and write the numbers of these sentences in their correct order :





One day Hitesh was walking along the street.
 He saw a lady hurrying for a bus.
 A purse fell from her hand bag.
 He picked up the purse.
 He found it full of money.
 He ran after her.
 He gave the purse to her.
 The lady thanked him.
 She gave him a ten-rupees note.


4. Picture Composition

1. My House

See the answer in the book

2. A Temple


Look at the above picture and answer the following questions in three paragraphs :



- A.**
1. I see a temple in this picture.
 2. Shiv Mandir is written on its top.
 3. Three steps are to be climbed to reach the temple.
 4. A man is climbing on the stairs.
 5. They are going to offer prayers.
- B.**
1. I see figures of God Shiva and Goddess Parvati.
 2. The people are offering flowers to God Shiva and Goddess Parvati.

3. A bell is hanging from the ceiling of the temple in the centre.
 4. The people are ringing the bell.
- C.**
1. In the early morning, people come here to offer prayers.
 2. No, the Muslims do not go to the temple.
 3. The Muslims go to Mosque for prayer.
 4. Do it yourself.

3. The Elephant



Look at the picture given above and write a paragraph on 'The Elephant'.

Take help from the answers to the questions given below :

The elephant is a big animal. It has a large body. It has got two large flap like ears. It has two small eyes. It has two large and white long teeth called tusks. It picks up things with its trunk. It eats leaves and grass. It also loves to eat sugarcane. We can see it in a circus. It does not harm men. We use it for joy rides.

4. Sky in the Night



Write a paragraph on 'Sky in the Night' with the help of the picture given above and the answers to the questions given below :

The ball like shape in the night sky is the moon. It gives us cool light. We see its different shapes on different nights. Besides the moon, we also see stars in the night sky. They are countless in number. They look like small dots. They twinkle all the time.

5. Christmas Day

Look at the picture and answer the following questions in three paragraphs. Few hints are given below :

- A.** 1. Today is December 25.
2. Today is Christmas.
3. It is the festival of the Christians.
4. There are six people in the hall.
5. It is night time.
- B.** 1. Children are sitting on the chairs.
2. There are many dishes and a cake on the table.
3. Yes, there are sweets on the plates.
4. The servant is bringing tea.
5. Father is serving sweets.
- C.** 1. Boys are wearing pant-shirt and girls are wearing jeans-shirt.
2. Yes, they are very happy.
3. Yes, they celebrate this festival every year on December 25.
4. Christians worship Jesus Christ.
5. They go to the Church for prayer.

5. Applications

Things to remember

6. Letters

Things to remember

7. Essays

Exercise

1. The Sun

We see the sun in the sky in the day. It gives us heat and light. It looks like a huge ball of fire. It rises in the morning and sets in the evening.

2. My Mother

She is my mother. She looks young. She is a teacher. She is very punctual in her work. She goes to her school daily. She loves all her students. She helps me in my studies at night. She loves me very much. I also respect her and obey her.

3. The Cow

The cow is a pet animal. Its body is large. It is black, white or brown in colour. The cow has four legs, two eyes and two ears. It has a long tail. It eats green grass and straw. It gives milk. It is a very useful animal. We call her *Gaumata*.

8. Comprehension

1. The Pleasantest Thing

I. Answer the following questions :

1. To swing up in the air. 2. Rivers, trees and cattle.
3. blue, brown, green

II. Pick out the words that mean the same as :

1. Cattle
2. Countryside

III. Pick out pairs of rhyming words used in the poem.

swing, thing, blue, do; wall, all; wide, side;

2. My Daily Routine

I. Say, if the statements are true or false. Correct the false statements :

1. False. I always get up at seven o'clock.
2. True
3. True
4. False. At school I have some snacks during break.
5. False. At lunch time, I usually eat rice and dal at home.
6. True
7. False. Later, I do my homework and go to bed at nine o'clock.

II. Arrange the sentences in order of what happens. Number them from 1 to 5.

1. I take a quick shower.
2. I have breakfast.
3. I water the plants.
4. I eat lunch.
5. I do my homework.

3. Nikki's Birthday

I. Answer the following questions :

1. (b) Eight years.
2. Nikki got a lot of fruits on her eighth birthday.
3. She played with it everyday. Later, she planted it in her garden.

II. Pick out five common nouns from the story and write them below :

1. Friends,
2. garden,
3. seeds,
4. fruits,
5. seeds

III. Give the opposites of the following. Pick out them from the story :

1. big,
2. good,
3. happy,
4. more

GENERAL VOCABULARY

1. Useful Vocabulary

1. Persons and Relations

Exercise

The names of some persons are given under 'A' and something is said about them under 'B'. But they are not in order. Match them.

- | A | | B |
|------------------|---|-------------------------------|
| 1. The daughter | → | (a) is crying for milk. |
| 2. The student | → | (b) will praise the students. |
| 3. The policeman | → | (c) teaches me English |
| 4. A baby | → | (d) is trimming my hair. |
| 5. The peon | → | (e) is following the thief. |
| 6. My uncle | → | (f) gave me medicines. |
| 7. The teacher | → | (g) is ringing the bell |
| 8. The principal | → | (h) is learning his lesson |
| 9. The barber | → | (i) sent me a birthday gift. |
| 10. The doctor | → | (j) is near her mother. |

2. Animals, Birds and Insects

Exercise

Some pictures are given below. Look at them and write the name of each in the space given below :



Hen



Camel



Sheep



Duck



Tiger



Snake



Fish



Donkey



Rabbit



Horse



Ant



Monkey



Butterfly



Eagle



Fly










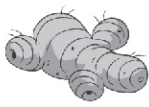

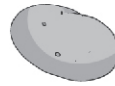






Owl

3. Fruit(s) and Vegetables

Exercise

Some pictures are given below. Look at them and write the name of each of the following in the space given below :

			
Onion	Watermelon	Banana	Brinjal
			
Tomato	Radish	Pea	Guava
			
Carrot	Ginger	Cabbage	Potato
			
Apple	Litchi	Grapes	Mango






4. Other Things

Exercise

I. Fill in the blanks and complete the following words :

Biscuit, Scissors, Eraser, Kitchen, Magazine, Library, Lunch, Umbrella, Knife

II. Some pictures are given below. Look at them and write the name of each in the space given below :

				
Breakfast	Biscuit	Divider	Knife	Inkpot